

# DOW JONES AVERAGES

ISIN: **US2605661048** WKN: -

## Overview

2024/04/17 17:48:21

Price

**37,670.52** USD

Difference ▼ -0.34% (-128.45)

### General attributes

ISIN US2605661048

Symbol -

Country USA

Instruments in index 30

Type of index Price Index

Security type Index

### Top 5

Name	Price	+ - (%)	Trend
UNITEDHEAL...	477.73	+1.89	▲
GOLDMAN SA...	402.10	+1.32	▲
NIKE INC. ...	94.11	+0.77	▶
MCDONALD'S...	267.27	+0.69	▶
CHEVRON CO...	156.88	+0.38	▶

Intraday 1w 1m 6m 1y 3y

### Flop 5

Name	Price	+ - (%)	Trend
TRAVELERS ...	205.115	-8.07	▼
INTEL CORP...	35.70	-1.54	▼
BOEING CO....	168.6501	-1.11	▼
CATERPILLA...	356.45	-0.95	▶
AMAZON.COM...	181.66	-0.91	▶

Intraday 1w 1m 6m 1y 3y



More information on countries &



Information about previous performance does not guarantee future performance.  
Source: FactSet

### Recent research

on market			
Date		Headline	Download
2024/04/12		Wochenausblick	Download
2024/04/12		Week Ahead	Download
2024/04/08		Erste Group Research	
2024/04/05		Week Ahead	Download
2024/04/05		Wochenausblick	Download

regions

➤ [Markets by Region](#)

## Details

2024/04/17 17:48:21

Price

**37,670.52** USDDifference  -0.34% (-128.45)

## General attributes

ISIN US2605661048

Symbol -

Country USA

Security type Index

Instruments in index 30

## Market data

Open 37,949.67 USD

High 38,036.70 USD

Low 37,645.73 USD

Close (prev. day) 37,798.97 USD

Trading volume (m) 107,497,956

Volume (pcs) -

## Performance and Risk

	6m	1y	3y
Perf (%)	+11.72%	+12.06%	+10.52%
Perf (abs.)	+3,966.55	+4,068.12	+3,598.30
Beta	-	-	-
Volatility	9.15	9.39	14.72



Information about previous performance does not guarantee future performance.

Source: FactSet




## Price data

Ø price 5 days   Ø volume 5 days (pcs.)	37,982.66 USD (371,104,707)
Ø price 30 days   Ø volume 30 days (pcs.)	38,776.85 USD (360,445,271)
Ø price 100 days   Ø volume 100 days (pcs.)	37,836.59 USD (333,036,800)
Ø price 250 days   Ø volume 250 days (pcs.)	35,496.70 USD (322,045,081)
YTD High   date	39,807.93 USD (2024/04/01)
YTD Low   date	37,371.66 USD (2024/01/17)
52 Weeks High   date	39,807.93 USD (2024/04/01)
52 Weeks Low   date	32,787.56 USD (2023/10/27)

## Composition

Name  ISIN 	Price	Diff %  Diff +/-	Performance 	Date Time	Turnover Pc.  Turnover Money 
3M COMPANY US88579Y1010	90.46	-0.65% -0.59		24/04/17 17:48:16	1,185,548 108,228,581.71
AMAZON.COM INC. US0231351067	181.66	-0.91% -1.66		24/04/17 17:48:21	11,518,996 2,113,172,848.92
AMERICAN EXPRESS CO US0258161092	217.93	-0.19% -0.41		24/04/17 17:48:15	723,682 158,178,822.51
AMGEN INC. US0311621009	263.6375	-0.75% -2.00		24/04/17 17:47:46	760,241 202,559,022.55
APPLE INC US0378331005	168.91	-0.28% -0.47		24/04/17 17:48:21	20,618,969 3,501,472,661.18
BOEING CO., THE US0970231058	168.6501	-1.11% -1.90		24/04/17 17:48:21	3,535,757 599,245,044.52
CATERPILLAR INC US1491231015	356.45	-0.95% -3.43		24/04/17 17:48:13	886,921 318,391,297.32
CHEVRON CORPORATION US1667641005	156.88	0.38% 0.60		24/04/17 17:48:21	2,089,726 328,308,074.08
CISCO SYSTEMS INC US17275R1023	47.755	-0.34% -0.17		24/04/17 17:48:19	3,485,636 167,222,701.33
COCA-COLA CO US1912161007	58.18	0.21% 0.12		24/04/17 17:48:17	4,474,378 260,768,572.16
DOW INC. US2605571031	56.73	-0.23% -0.13		24/04/17 17:48:20	801,421 45,716,221.75
GOLDMAN SACHS GROUP INC US38141G1040	402.10	1.32% 5.24		24/04/17 17:48:09	1,747,748 705,812,229.15
HOME DEPOT INC., THE US4370761029	333.11	-0.51% -1.72		24/04/17 17:48:17	1,125,711 376,408,079.37
HONEYWELL INTERNATIONAL I... US4385161066	190.10	-0.33% -0.62		24/04/17 17:48:21	590,935 113,131,568.35
INTEL CORP. US4581401001	35.70	-1.54% -0.56		24/04/17 17:48:21	10,448,968 375,359,635.67
INTERNATIONAL BUS MACHINE... US4592001014	183.135	-0.33% -0.62		24/04/17 17:48:13	1,050,146 193,044,938.98
JOHNSON & JOHNSON US4781601046	144.0406	-0.28% -0.41		24/04/17 17:48:19	3,961,041 571,104,676.13
JPMORGAN CHASE & CO US46625H1005	179.68	-0.62% -1.12		24/04/17 17:48:22	3,155,008 570,475,078.01
MCDONALD'S CORPORATION CO... US5801351017	267.27	0.69% 1.84		24/04/17 17:48:17	990,077 264,113,075.86
MERCK & CO. INC. US58933Y1055	125.37	0.25% 0.31		24/04/17 17:48:22	1,598,423 201,016,446.17
MICROSOFT CORP. US5949181045	412.68	-0.46% -1.90		24/04/17 17:48:19	6,002,428 2,495,144,992.20
NIKE INC. 'B' US6541061031	94.11	0.77% 0.72		24/04/17 17:48:17	3,783,263 356,668,367.10
PROCTER & GAMBLE CO US7427181091	155.92	-0.02% -0.03		24/04/17 17:48:20	2,079,182 324,861,395.28
SALESFORCE INC. US79466L3024	275.83	-0.57% -1.58		24/04/17 17:48:22	1,789,612 495,138,250.01
TRAVELERS COMPANIES INC (... US89417E1091	205.115	-8.07% -18.01		24/04/17 17:48:19	2,448,062 504,592,434.67

## DOW JONES AVERAGES

UNITEDHEALTH GROUP INC. US91324P1021	477.73	1.89% 8.84		24/04/17 17:48:21	3,772,469 1,815,565,583.21
VERIZON COMMUNICATIONS IN... US92343V1044	39.50	-0.68% -0.27		24/04/17 17:48:20	4,910,574 195,084,644.22
VISA INC. US92826C8394	271.97	0.23% 0.62		24/04/17 17:48:16	1,018,239 278,104,865.06
WALMART INC. US9311421039	59.765	-0.13% -0.08		24/04/17 17:48:20	4,926,512 296,259,056.19
WALT DISNEY COMPANY (THE) US2546871060	113.78	-0.09% -0.10		24/04/17 17:48:21	2,019,586 229,880,809.99