

CAC 40 INDEX

ISIN: FR0003500008

WKN: -

Overview

2024/09/18 17:23:45

Price

7,451.51 EURDifference  -0.48% (-35.91)

General attributes

ISIN FR0003500008

Symbol PX1

Country France

Instruments in index 40

Type of index Price Index

Security type Index

Top 5

Name	Price	+ - (%)	Trend
THALES S.A...	144.55	+1.80	
CARREFOUR ...	15.56	+0.94	
BOUYGUES S...	32.64	+0.90	
ORANGE SA	10.92	+0.74	
ARCELORMIT...	21.10	+0.72	

Intraday 1w 1m 6m 1y 3y

Flop 5

Name	Price	+ - (%)	Trend
LVMH MOET ...	597.50	-1.68	
PERNOD RIC...	124.50	-1.66	
EDENRED S...	35.82	-1.65	
STMICROELE...	25.235	-1.35	
AIR LIQUID...	168.16	-1.16	

Intraday 1w 1m 6m 1y 3y



8,000.00

7,000.00

6,000.00

5,000.00

4,000.00

2020

2021

2022

2023











2024

5y

Information about previous performance does not guarantee future performance.
Source: FactSet

Recent research

on market

Date	Headline	Download
2024/09/18	 Credit Markets Weekly	
2024/09/18	 Credit Markets Weekly (DE)	
2024/09/13	 Week Ahead	
2024/09/13	 Wochenausblick	
2024/09/12	 ECB cuts further	

More information on countries & regions

➤ Markets by Region

Details

2024/09/18 17:23:45

Price

7,451.51 EURDifference  -0.48% (-35.91)

General attributes

ISIN FR0003500008

Symbol PX1

Country France

Security type Index

Instruments in index 40

Market data

Open 7,489.85 EUR

High 7,495.31 EUR

Low 7,444.18 EUR

Close (prev. day) 7,487.42 EUR

Trading volume (m) 20,046,085

Volume (pcs) 1,181,213,699

Performance and Risk

	6m	1y	3y
Perf (%)	-8.29%	+1.47%	+13.96%
Perf (abs.)	-676.93	+108.60	+917.23
Beta	-	-	-
Volatility	13.22	12.21	17.25



Information about previous performance does not guarantee future performance.

Source: FactSet

Price data

Ø price 5 days Ø volume 5 days (pcs.)	7,446.80 EUR (51,086,006)
Ø price 30 days Ø volume 30 days (pcs.)	7,456.97 EUR (38,852,966)
Ø price 100 days Ø volume 100 days (pcs.)	7,678.67 EUR (57,456,243)
Ø price 250 days Ø volume 250 days (pcs.)	7,600.62 EUR (57,297,126)
YTD High date	8,259.19 EUR (2024/05/10)
YTD Low date	7,029.91 EUR (2024/08/05)
52 Weeks High date	8,259.19 EUR (2024/05/10)
52 Weeks Low date	6,773.82 EUR (2023/10/23)

Composition

Name ISIN	Price	Diff % Diff +/-	Performance	Date Time	Turnover Pc. Turnover Money
ACCOR S.A. FR0000120404	38.57	-0.39% -0.15		24/09/18 17:23:17	196,729 7,603,582.00
AIR LIQUIDE SA FR0000120073	168.16	-1.16% -1.98		24/09/18 17:23:40	131,573 22,204,252.00
AIRBUS SE NL0000235190	128.70	-0.79% -1.02		24/09/18 17:23:43	462,716 59,841,608.00
ARCELORMITTAL S.A. LU1598757687	21.10	0.72% 0.15		24/09/18 17:23:34	1,132,645 23,021,790.00
AXA S.A. FR0000120628	36.06	-0.25% -0.09		24/09/18 17:23:28	1,802,192 64,900,885.00
BNP PARIBAS S.A. FR0000131104	64.27	-0.28% -0.18		24/09/18 17:23:48	630,804 40,570,356.00
BOUYGUES S.A. FR0000120503	32.64	0.90% 0.29		24/09/18 17:23:28	141,764 4,609,376.00
CAPGEMINI SE FR0000125338	192.20	-0.03% -0.05		24/09/18 17:23:23	67,726 11,850,752.00
CARREFOUR SA FR0000120172	15.56	0.94% 0.14		24/09/18 17:22:59	1,466,468 22,833,352.00
COMPAGNIE DE SAINT-GOBAIN... FR0000125007	81.02	0.30% 0.24		24/09/18 17:23:49	306,196 24,700,671.00
COMPAGNIE GENERALE DES ET... FR001400AJ45	36.39	-0.11% -0.04		24/09/18 17:22:42	257,441 9,376,992.00
CRÉDIT AGRICOLE S.A. FR0000045072	14.415	0.35% 0.05		24/09/18 17:23:51	981,130 14,157,866.00
DANONE S.A. FR0000120644	64.46	-0.37% -0.24		24/09/18 17:19:19	313,353 20,254,603.00
DASSAULT SYSTÈMES SE FR0014003TT8	35.42	0.11% 0.04		24/09/18 17:22:56	289,383 10,173,905.00
EDENRED S.A. FR0010908533	35.82	-1.65% -0.60		24/09/18 17:23:46	258,881 9,355,247.00
ENGIE S.A. FR0010208488	15.935	-0.56% -0.09		24/09/18 17:23:43	1,630,088 25,966,728.00
ESSILORLUXOTTICA FR0000121667	205.10	-0.19% -0.40		24/09/18 17:22:18	247,867 50,668,013.00
EUROFINS SCIENTIFIC S.E. FR0014000MR3	52.48	-0.64% -0.34		24/09/18 17:23:17	150,536 7,878,721.00
HERMES INTERNATIONAL SA FR0000052292	1,912.00	-0.73% -14.00		24/09/18 17:23:24	25,399 48,671,258.00
KERING S.A. FR0000121485	227.30	-1.02% -2.35		24/09/18 17:23:13	97,156 21,946,456.00
L'OREAL S.A. FR0000120321	365.60	-0.75% -2.75		24/09/18 17:23:53	127,146 46,573,016.00
LEGRAND S.A. FR0010307819	102.65	-0.87% -0.90		24/09/18 17:22:47	94,800 9,706,403.00
LVMH MOET HENNESSY LOUIS ... FR0000121014	597.50	-1.68% -10.20		24/09/18 17:23:49	390,768 235,075,958.00

ORANGE SA FR0000133308	10.92	0.74% 0.08	█	24/09/18 17:22:22	2,197,129 23,611,911.00
PERNOD RICARD S.A. FR0000120693	124.50	-1.66% -2.10		24/09/18 17:23:20	91,395 11,440,070.00
PUBLICIS GROUPE S.A. FR0000130577	97.16	-0.27% -0.26		24/09/18 17:23:51	61,648 5,967,710.00
RENAULT SA FR0000131906	39.38	-0.13% -0.05		24/09/18 17:23:24	153,078 6,043,492.00
SAFRAN SA FR0000073272	200.90	-0.79% -1.60		24/09/18 17:22:31	155,933 31,360,781.00
SANOFI S.A. FR0000120578	103.10	0.19% 0.20	█	24/09/18 17:23:35	440,466 45,352,704.00
SCHNEIDER ELECTRIC SE FR0000121972	228.90	-0.63% -1.45		24/09/18 17:23:29	153,478 34,808,878.00