

CAC 40 INDEX

ISIN: FR0003500008

WKN: -

Overview

2024/07/26 18:05:02

Price

7,517.68 EUR

Difference  1.22% (90.66)

General attributes

ISIN FR0003500008

Symbol PX1

Country France

Instruments in index 40

Type of index Price Index

Security type Index

Market data

Open 7,444.41 EUR

High 7,526.27 EUR

Low 7,427.47 EUR

Close (prev. day) 7,427.02 EUR

Trading volume (m) 60,823,186

Volume (pcs) 3,354,397,083

Top 5

Name 	Price	+ - (%)	Trend 
ESSILORLUX...	207.10	+7.39	
COMPAGNIE	79.60	+4.22	
...			
DASSAULT S...	34.86	+3.63	
VINCI SA	108.05	+3.45	
HERMES INT...	2,075.00	+3.39	

Intraday 1w 1m 6m 1y 3y

Flop 5

Name 	Price	+ - (%)	Trend 
STMICROELE...	30.705	-3.88	
STELLANTIS...	16.166	-3.08	
WFD UNIBAI...	67.64	-2.62	
CAPGEMINI ...	188.85	-2.45	
ACCOR S.A.	36.18	-2.11	

5y



Information about previous performance does not guarantee future performance.

Source: FactSet

Recent research

on market			
Date		Headline	Download
2024/07/26		Week Ahead	
2024/07/26		Wochenausblick	
2024/07/24		Credit Markets Weekly	
2024/07/24		Credit Markets Weekly (DE)	
2024/07/24		Aktienempfehlungen Global	

Intraday 1w 1m 6m 1y 3y

Futures and Options

Related Futures -

Related Options -

Details

2024/07/26 18:05:02

Price

7,517.68 EUR

Difference



1.22% (90.66)

General attributes

ISIN FR0003500008

Symbol PX1

Country France

Security type Index

Instruments in index 40

Market data

Open 7,444.41 EUR

High 7,526.27 EUR

Low 7,427.47 EUR

Close (prev. day) 7,427.02 EUR

Trading volume (m) 60,823,186

Volume (pcs) 3,354,397,083

Performance and Risk

	6m	1y	3y
Perf (%)	-1.53%	+2.77%	+14.27%
Perf (abs.)	-116.46	+202.61	+939.08
Beta	-	-	-
Volatility	12.11	12.04	17.20

8,000.00

7,000.00

6,000.00

5,000.00

4,000.00

2020

2021

2022

2023

2024

5y











Information about previous performance does not guarantee future performance.

Source: FactSet

Price data

Ø price 5 days Ø volume 5 days (pcs.)	7,536.60 EUR (60,633,497)
Ø price 30 days Ø volume 30 days (pcs.)	7,593.69 EUR (64,708,194)
Ø price 100 days Ø volume 100 days (pcs.)	7,921.23 EUR (63,129,672)
Ø price 250 days Ø volume 250 days (pcs.)	7,576.60 EUR (58,295,461)
YTD High date	8,259.19 EUR (2024/05/10)
YTD Low date	7,281.10 EUR (2024/01/17)
52 Weeks High date	8,259.19 EUR (2024/05/10)
52 Weeks Low date	6,773.82 EUR (2023/10/23)

Composition

Name  ISIN	Price	Diff %  Diff +/-	Performance 	Date Time	Turnover Pc.  Turnover Money 
ACCOR S.A. FR0000120404	36.18	-2.11% -0.78		24/07/26 17:35:06	1,030,886 37,144,618.00
AIR LIQUIDE SA FR0000120073	167.32	1.52% 2.50		24/07/26 17:35:10	538,321 89,717,636.00
AIRBUS SE NL0000235190	130.90	1.50% 1.94		24/07/26 17:35:12	1,307,519 170,639,473.00
ARCELORMITTAL S.A. LU1598757687	20.74	-0.14% -0.03		24/07/26 17:35:18	1,007,551 20,920,268.00
AXA S.A. FR0000120628	32.48	0.74% 0.24		24/07/26 17:35:11	1,969,140 63,712,321.00
BNP PARIBAS S.A. FR0000131104	64.46	-0.15% -0.10		24/07/26 17:35:26	1,721,058 110,902,183.00
BOUYGUES S.A. FR0000120503	32.37	0.97% 0.31		24/07/26 17:35:17	609,882 19,517,107.00
CAPGEMINI SE FR0000125338	188.85	-2.45% -4.75		24/07/26 17:35:41	1,010,421 185,083,746.00
CARREFOUR SA FR0000120172	13.905	0.65% 0.09		24/07/26 17:35:17	1,797,370 24,864,004.00
COMPAGNIE DE SAINT-GOBAIN... FR0000125007	79.60	4.22% 3.22		24/07/26 17:35:08	1,199,350 94,185,565.00
COMPAGNIE GENERALE DES ET... FR001400AJ45	36.47	0.97% 0.35		24/07/26 17:37:28	1,943,882 70,459,876.00
CRÉDIT AGRICOLE S.A. FR0000045072	13.885	0.11% 0.02		24/07/26 17:35:00	3,132,924 43,409,489.00
DANONE S.A. FR0000120644	59.04	1.10% 0.64		24/07/26 17:38:39	961,887 56,587,883.00
DASSAULT SYSTÈMES SE FR0014003TT8	34.86	3.63% 1.22		24/07/26 17:35:01	2,666,950 81,016,553.00
EDENRED S.A. FR0010908533	37.57	-0.13% -0.05		24/07/26 17:35:12	699,673 26,247,570.00
ENGIE S.A. FR0010208488	14.435	1.23% 0.18		24/07/26 17:39:50	4,609,875 66,444,094.00
ESSILORLUXOTTICA FR0000121667	207.10	7.39% 14.25		24/07/26 17:35:07	707,059 146,329,176.00
EUROFINS SCIENTIFIC S.E. FR0014000MR3	53.64	3.00% 1.56		24/07/26 17:37:15	427,607 22,759,793.00
HERMES INTERNATIONAL SA FR0000052292	2,075.00	3.39% 68.00		24/07/26 17:35:16	121,335 250,914,133.00
KERING S.A. FR0000121485	284.20	2.18% 6.05		24/07/26 17:37:58	293,361 82,934,541.00
L'OREAL S.A. FR0000120321	398.80	1.64% 6.45		24/07/26 17:35:03	235,692 93,658,996.00
LEGRAND S.A. FR0010307819	94.00	1.53% 1.42		24/07/26 17:35:14	331,507 31,111,330.00
LVMH MOET HENNESSY LOUIS ... FR0000121014	663.10	1.61% 10.50		24/07/26 17:37:32	354,343 234,120,939.00
ORANGE SA FR0000133308	10.27	0.00% 0.00		24/07/26 17:35:19	4,889,114 50,096,867.00
PERNOD RICARD S.A. FR0000120693	127.75	1.39% 1.75		24/07/26 17:35:27	292,186 37,113,463.00

PUBLICIS GROUPE S.A. FR0000130577	98.04	0.57% 0.56		24/07/26 17:35:09	171,503 16,710,812.00
RENAULT SA FR0000131906	43.81	-0.41% -0.18		24/07/26 17:35:20	1,247,286 54,650,644.00
SAFRAN SA FR0000073272	203.40	1.95% 3.90		24/07/26 17:39:28	463,965 93,971,458.00
SANOFI S.A. FR0000120578	96.82	-0.69% -0.67		24/07/26 17:38:02	1,406,329 135,898,086.00
SCHNEIDER ELECTRIC SE FR0000121972	219.55	1.62% 3.50		24/07/26 17:37:25	686,816 150,187,114.00
SOCIÉTÉ GÉNÉRALE S.A. FR0000130809	23.95	0.13% 0.03		24/07/26 17:35:17	1,191,213 28,501,271.00
STELLANTIS N.V. NL00150001Q9	16.174	-3.08% -0.51		24/07/26 17:35:59	4,718,285 76,680,168.00
STMICROELECTRONICS N.V. NL0000226223	30.72	-3.88% -1.24		24/07/26 17:37:37	5,114,344 157,513,373.00
THALES S.A. FR0000121329	144.10	0.80% 1.15		24/07/26 17:35:25	160,520 23,081,361.00
TOTALENERGIES SE FR0000120271	62.13	0.26% 0.16		24/07/26 17:35:58	2,587,272 161,113,419.00
TÉLÉPERFORMANCE SE FR0000051807	105.85	3.17% 3.25		24/07/26 17:35:13	239,418 25,146,103.00
VEOLIA ENVIRONNEMENT S.A. FR0000124141	28.90	0.77% 0.22		24/07/26 17:35:02	1,448,298 41,705,317.00
VINCI SA FR0000125486	108.05	3.45% 3.60		24/07/26 17:35:13	1,217,459 130,705,951.00
VIVENDI SE FR0000127771	9.914	-1.79% -0.18		24/07/26 17:35:10	3,868,422 38,530,316.00
WFD UNIBAIL RODAMCO NV FR0013326246	67.64	-2.62% -1.82		24/07/26 17:35:28	465,873 31,759,263.00