

## CAC 40 INDEX

ISIN: **FR0003500008**

WKN: -

## Overview

2024/07/26 18:05:02

Price

**7,517.68** EURDifference  1.22% (90.66)

## General attributes

ISIN FR0003500008

Symbol PX1

Country France

Instruments in index 40

Type of index Price Index

Security type Index

## Market data

Open 7,444.41 EUR

High 7,526.27 EUR

Low 7,427.47 EUR

Close (prev. day) 7,427.02 EUR

Trading volume (m) 60,823,186

Volume (pcs) 3,354,397,083

## Top 5

Name 	Price	+ - (%)	Trend 
ESSILORLUX...	207.10	+7.39	
COMPAGNIE	79.60	+4.22	
...			
DASSAULT S...	34.86	+3.63	
VINCI SA	108.05	+3.45	
HERMES INT...	2,075.00	+3.39	

Intraday 1w 1m 6m 1y 3y

## Flop 5

Name 	Price	+ - (%)	Trend 
STMICROELE...	30.705	-3.88	
STELLANTIS...	16.166	-3.08	
WFD UNIBAI...	67.64	-2.62	
CAPGEMINI ...	188.85	-2.45	
ACCOR S.A.	36.18	-2.11	

5y



Information about previous performance does not guarantee future performance.

Source: FactSet

## Recent research

on market			
Date		Headline	Download
2024/07/26		Week Ahead	
2024/07/26		Wochenausblick	
2024/07/24		Credit Markets Weekly	
2024/07/24		Credit Markets Weekly (DE)	
2024/07/24		Aktienempfehlungen Global	

Intraday 1w 1m 6m 1y 3y

**Futures and Options**

**Related Futures** -

**Related Options** -

## Details

2024/07/26 18:05:02

Price

**7,517.68** EURDifference  1.22% (90.66)

## General attributes

ISIN FR0003500008

Symbol PX1

Country France

Security type Index

Instruments in index 40

## Market data

Open 7,444.41 EUR

High 7,526.27 EUR

Low 7,427.47 EUR

Close (prev. day) 7,427.02 EUR

Trading volume (m) 60,823,186

Volume (pcs) 3,354,397,083

## Performance and Risk

	6m	1y	3y
Perf (%)	-1.53%	+2.77%	+14.27%
Perf (abs.)	-116.46	+202.61	+939.08
Beta	-	-	-
Volatility	12.11	12.04	17.20



5y





Information about previous performance does not guarantee future performance.

Source: FactSet

## Price data

Ø price 5 days   Ø volume 5 days (pcs.)	7,536.60 EUR (60,633,497)
Ø price 30 days   Ø volume 30 days (pcs.)	7,593.69 EUR (64,708,194)
Ø price 100 days   Ø volume 100 days (pcs.)	7,921.23 EUR (63,129,672)
Ø price 250 days   Ø volume 250 days (pcs.)	7,576.60 EUR (58,295,461)
YTD High   date	8,259.19 EUR (2024/05/10)
YTD Low   date	7,281.10 EUR (2024/01/17)
52 Weeks High   date	8,259.19 EUR (2024/05/10)
52 Weeks Low   date	6,773.82 EUR (2023/10/23)

## Composition

Name  ISIN	Price	Diff %  Diff +/-	Performance 	Date Time	Turnover Pc.  Turnover Money 
ACCOR S.A. FR0000120404	36.18	-2.11% -0.78		24/07/26 17:35:06	1,030,886 37,144,618.00
AIR LIQUIDE SA FR0000120073	167.32	1.52% 2.50		24/07/26 17:35:10	595,181 99,231,451.00
AIRBUS SE NL0000235190	130.90	1.50% 1.94		24/07/26 17:35:12	1,307,519 170,639,473.00
ARCELORMITTAL S.A. LU1598757687	20.74	-0.14% -0.03		24/07/26 17:35:18	1,007,551 20,920,268.00
AXA S.A. FR0000120628	32.48	0.74% 0.24		24/07/26 17:35:11	2,341,214 75,797,285.00
BNP PARIBAS S.A. FR0000131104	64.46	-0.15% -0.10		24/07/26 17:35:26	1,721,058 110,902,183.00
BOUYGUES S.A. FR0000120503	32.37	0.97% 0.31		24/07/26 17:35:17	609,882 19,517,107.00
CAPGEMINI SE FR0000125338	188.85	-2.45% -4.75		24/07/26 17:35:41	1,010,421 185,083,746.00
CARREFOUR SA FR0000120172	13.905	0.65% 0.09		24/07/26 17:35:17	1,797,370 24,864,004.00
COMPAGNIE DE SAINT-GOBAIN... FR0000125007	79.60	4.22% 3.22		24/07/26 17:35:08	1,197,129 94,008,774.00
COMPAGNIE GENERALE DES ET... FR001400AJ45	36.47	0.97% 0.35		24/07/26 17:37:28	1,943,882 70,459,876.00
CRÉDIT AGRICOLE S.A. FR0000045072	13.885	0.11% 0.02		24/07/26 17:35:00	3,132,924 43,409,489.00
DANONE S.A. FR0000120644	59.04	1.10% 0.64		24/07/26 17:38:39	961,887 56,587,883.00
DASSAULT SYSTÈMES SE FR0014003TT8	34.86	3.63% 1.22		24/07/26 17:35:01	2,666,950 81,016,553.00
EDENRED S.A. FR0010908533	37.57	-0.13% -0.05		24/07/26 17:35:12	699,673 26,247,570.00
ENGIE S.A. FR0010208488	14.435	1.23% 0.18		24/07/26 17:39:50	4,609,875 66,444,094.00
ESSILORLUXOTTICA FR0000121667	207.10	7.39% 14.25		24/07/26 17:35:07	707,059 146,329,176.00
EUROFINS SCIENTIFIC S.E. FR0014000MR3	53.64	3.00% 1.56		24/07/26 17:37:15	427,607 22,759,793.00
HERMES INTERNATIONAL SA FR0000052292	2,075.00	3.39% 68.00		24/07/26 17:35:16	121,335 250,914,133.00
KERING S.A. FR0000121485	284.20	2.18% 6.05		24/07/26 17:37:58	293,361 82,934,541.00
L'OREAL S.A. FR0000120321	398.80	1.64% 6.45		24/07/26 17:35:03	235,692 93,658,996.00
LEGRAND S.A. FR0010307819	94.00	1.53% 1.42		24/07/26 17:35:14	331,507 31,111,330.00
LVMH MOET HENNESSY LOUIS ... FR0000121014	663.10	1.61% 10.50		24/07/26 17:37:32	354,343 234,120,939.00
ORANGE SA FR0000133308	10.27	0.00% 0.00		24/07/26 17:35:19	4,889,114 50,096,867.00
PERNOD RICARD S.A. FR0000120693	127.75	1.39% 1.75		24/07/26 17:35:27	292,186 37,113,463.00

PUBLICIS GROUPE S.A. FR0000130577	98.04	0.57% 0.56		24/07/26 17:35:09	171,503 16,710,812.00
RENAULT SA FR0000131906	43.81	-0.41% -0.18		24/07/26 17:35:20	1,247,286 54,650,644.00
SAFRAN SA FR0000073272	203.40	1.95% 3.90		24/07/26 17:39:28	463,965 93,971,458.00
SANOFI S.A. FR0000120578	96.82	-0.69% -0.67		24/07/26 17:38:02	1,406,329 135,898,086.00
SCHNEIDER ELECTRIC SE FR0000121972	219.55	1.62% 3.50		24/07/26 17:37:25	686,816 150,187,114.00
SOCIÉTÉ GÉNÉRALE S.A. FR0000130809	23.95	0.13% 0.03		24/07/26 17:35:17	1,191,213 28,501,271.00
STELLANTIS N.V. NL00150001Q9	16.174	-3.08% -0.51		24/07/26 17:35:59	4,718,285 76,680,168.00
STMICROELECTRONICS N.V. NL0000226223	30.72	-3.88% -1.24		24/07/26 17:37:37	5,114,344 157,513,373.00
THALES S.A. FR0000121329	144.10	0.80% 1.15		24/07/26 17:35:25	160,520 23,081,361.00
TOTALENERGIES SE FR0000120271	62.13	0.26% 0.16		24/07/26 17:35:58	2,587,272 161,113,419.00
TÉLÉPERFORMANCE SE FR0000051807	105.85	3.17% 3.25		24/07/26 17:35:13	239,418 25,146,103.00
VEOLIA ENVIRONNEMENT S.A. FR0000124141	28.90	0.77% 0.22		24/07/26 17:35:02	1,448,298 41,705,317.00
VINCI SA FR0000125486	108.05	3.45% 3.60		24/07/26 17:35:13	1,217,459 130,705,951.00
VIVENDI SE FR0000127771	9.914	-1.79% -0.18		24/07/26 17:35:10	3,868,422 38,530,316.00
WFD UNIBAIL RODAMCO NV FR0013326246	67.64	-2.62% -1.82		24/07/26 17:35:28	465,873 31,759,263.00