

CAC 40 INDEX

ISIN: **FR0003500008**

WKN: -

Overview

2024/05/07 18:05:02

Price

8,075.68 EURDifference  0.99% (79.04)

General attributes

ISIN FR0003500008

Symbol PX1

Country France

Instruments in index 40

Type of index Price Index

Security type Index

Top 5

Name	Price	+ - (%)	Trend
ESSILORLUX...	204.80	+3.23	
PERNOD RIC...	145.65	+3.08	
STMICROELE...	38.33	+2.93	
SOCIÉTÉ GÉ...	24.81	+2.50	
DASSAULT S...	38.03	+2.40	

Intraday 1w 1m 6m 1y 3y

Flo 5






Name	Price	+ - (%)	Trend
ARCELORMIT...	23.97	-1.56	
BOUYGUES S...	34.80	-1.56	
TOTALENERG...	67.07	-0.28	
ACCOR S.A.	41.61	-0.26	
STELLANTIS...	20.20	-0.17	

Intraday 1w 1m 6m 1y 3y



Information about previous performance does not guarantee future performance.
Source: FactSet

Recent research

on market		
Date	Headline	Download
2024/05/06	 Anzeichen für eine wirtschaftliche Wende?	
2024/05/03	 Week Ahead	
2024/05/03	 Wochenausblick	
2024/05/02	 FX markets reflect uncertain interest rate outlook	
2024/05/02	 FX-Märkte spiegeln unsicheres Zinsumfeld wider	

More information on countries & regions

➤ Markets by Region

Details

2024/05/07 18:05:02

Price

8,075.68 EUR

Difference



0.99% (79.04)

General attributes

ISIN FR0003500008

Symbol PX1

Country France

Security type Index

Instruments in index 40

Market data

Open 8,036.75 EUR

High 8,077.64 EUR

Low 8,006.31 EUR

Close (prev. day) 7,996.64 EUR

Trading volume (m) 58,681,594

Volume (pcs) 2,975,315,214

Performance and Risk

	6m	1y	3y
Perf (%)	+14.01%	+7.58%	+25.79%
Perf (abs.)	+982.91	+563.71	+1,639.55
Beta	-	-	-
Volatility	9.77	11.99	17.17



Information about previous performance does not guarantee future performance.

Source: FactSet

Price data

Ø price 5 days Ø volume 5 days (pcs.)	7,963.45 EUR (53,070,259)
Ø price 30 days Ø volume 30 days (pcs.)	8,065.87 EUR (58,310,212)
Ø price 100 days Ø volume 100 days (pcs.)	7,806.69 EUR (57,214,394)
Ø price 250 days Ø volume 250 days (pcs.)	7,457.38 EUR (56,960,045)
YTD High date	8,253.59 EUR (2024/03/28)
YTD Low date	7,281.10 EUR (2024/01/17)
52 Weeks High date	8,253.59 EUR (2024/03/28)
52 Weeks Low date	6,773.82 EUR (2023/10/23)

Composition

Name ISIN	Price	Diff % Diff +/-	Performance	Date Time	Turnover Pc. Turnover Money
ACCOR S.A. FR0000120404	41.61	-0.26% -0.11		24/05/07 17:35:32	554,609 23,122,627.00
AIR LIQUIDE SA FR0000120073	183.98	1.14% 2.08		24/05/07 17:38:03	514,727 94,257,365.00
AIRBUS SE NL0000235190	158.86	1.40% 2.20		24/05/07 17:38:13	1,009,859 160,112,800.00
ARCELORMITTAL S.A. LU1598757687	23.97	-1.56% -0.38		24/05/07 17:35:10	3,131,701 75,032,385.00
AXA S.A. FR0000120628	32.64	1.33% 0.43		24/05/07 17:35:27	3,087,512 100,693,509.00
BNP PARIBAS S.A. FR0000131104	69.60	2.01% 1.37		24/05/07 17:36:13	2,449,417 170,106,343.00
BOUYGUES S.A. FR0000120503	34.80	-1.56% -0.55		24/05/07 17:35:28	2,793,048 95,532,210.00
CAPGEMINI SE FR0000125338	205.10	1.03% 2.10		24/05/07 17:35:14	225,852 46,235,052.00
CARREFOUR SA FR0000120172	15.84	0.64% 0.10		24/05/07 17:39:21	1,226,287 19,427,768.00
COMPAGNIE DE SAINT-GOBAIN... FR0000125007	78.40	0.82% 0.64		24/05/07 17:35:04	983,906 77,181,437.00
COMPAGNIE GENERALE DES ET... FR001400AJ45	37.13	0.81% 0.30		24/05/07 17:35:05	1,375,203 51,024,840.00
CRÉDIT AGRICOLE S.A. FR0000045072	15.275	1.83% 0.28		24/05/07 17:35:13	4,268,892 65,008,099.00
DANONE S.A. FR0000120644	58.72	1.07% 0.62		24/05/07 17:35:30	1,012,483 59,367,171.00
DASSAULT SYSTÈMES SE FR0014003TT8	38.03	2.40% 0.89		24/05/07 17:35:28	997,261 37,787,202.00
EDENRED S.A. FR0010908533	46.27	1.69% 0.77		24/05/07 17:35:21	354,807 16,376,045.00
ENGIE S.A. FR0010208488	15.455	1.15% 0.18		24/05/07 17:35:28	6,079,040 93,665,281.00
ESSILORLUXOTTICA FR0000121667	204.80	3.23% 6.40		24/05/07 17:36:17	531,888 108,132,522.00
EUROFINS SCIENTIFIC S.E. FR0014000MR3	56.72	1.14% 0.64		24/05/07 17:38:59	325,953 18,461,574.00
HERMES INTERNATIONAL SA FR0000052292	2,294.00	0.88% 20.00		24/05/07 17:35:49	44,432 101,529,309.00
KERING S.A. FR0000121485	329.85	0.93% 3.05		24/05/07 17:35:07	161,531 53,033,482.00
L'OREAL S.A. FR0000120321	444.90	0.43% 1.90		24/05/07 17:35:01	204,116 90,612,441.00
LEGRAND S.A. FR0010307819	97.16	1.48% 1.42		24/05/07 17:35:05	425,129 41,202,044.00
LVMH MOET HENNESSY LOUIS ... FR0000121014	789.40	0.99% 7.70		24/05/07 17:35:30	215,579 169,775,716.00

ORANGE SA FR0000133308	10.425	0.00% 0.00		24/05/07 17:38:58	7,217,154 75,333,410.00
PERNOD RICARD S.A. FR0000120693	145.65	3.08% 4.35	■	24/05/07 17:35:17	456,465 66,296,037.00
PUBLICIS GROUPE S.A. FR0000130577	105.05	0.19% 0.20		24/05/07 17:35:26	370,515 38,882,327.00
RENAULT SA FR0000131906	48.14	-0.15% -0.07		24/05/07 17:35:05	604,546 29,052,252.00
SAFRAN SA FR0000073272	208.80	1.16% 2.40	■	24/05/07 17:35:18	484,497 100,960,396.00
SANOFI S.A. FR0000120578	91.88	0.94% 0.86	■	24/05/07 17:35:10	1,069,033 97,969,892.00
SCHNEIDER ELECTRIC SE FR0000121972	221.50	0.87% 1.90	■	24/05/07 17:35:28	618,545 136,725,026.00