

CAC 40 INDEX

ISIN: FR0003500008

WKN: -

Overview

2024/05/03 18:05:02

Price

7,957.57 EUR

Difference ▲ 0.54% (42.92)

General attributes

ISIN FR0003500008

Symbol PX1

Country France

Instruments in index 40

Type of index Price Index

Security type Index

Market data

Open 7,943.87 EUR

High 8,003.95 EUR

Low 7,921.21 EUR

Close (prev. day) 7,914.65 EUR

Trading volume (m) 69,347,787

Volume (pcs) 3,157,701,648

Top 5

| Name ↕ | Price | + - (%) | Trend ↕ |
|---------------------|----------|--|--------------------------------------|
| EDENRED S... | 45.56 | +3.03 ▲ | ▲ |
| COMPAGNIE ... | 77.70 | +2.64 ▲ | ▲ |
| STMICROELE... | 37.20 | +2.59 ▲ | ▲ |
| HERMES INT... | 2,285.00 | +2.01 ▲ | ▲ |
| VIVENDI SE | 9.788 | +2.00 ▲ | ▲ |

Intraday 1w 1m 6m 1y 3y

Flop 5

| Name ↕ | Price | + - (%) ↕ | Trend ↕ |
|---------------------|--------|---|-------------------------------------|
| SOCIÉTÉ GÉ... | 24.455 | -5.18 ▼ | ▼ |
| TÉLÉPERFOR... | 94.86 | -2.53 ▼ | ▼ |
| LEGRAND S... | 95.34 | -2.40 ▼ | ▼ |
| AXA S.A. | 31.43 | -1.38 ▼ | ▼ |
| TOTALENERG... | 66.36 | -0.73 ↔ | ↔ |

Intraday 1w 1m 6m 1y 3y

5y



Information about previous performance does not guarantee future performance.

Source: FactSet

Recent research

| on market | | | Download |
|------------|-----------------|--|----------------|
| Date | | Headline | |
| 2024/05/03 | 🇬🇧 | Week Ahead | ↓ |
| 2024/05/03 | 🇩🇪 | Wochenausblick | ↓ |
| 2024/05/02 | 🇬🇧 | FX markets reflect uncertain interest rate outlook | ↓ |
| 2024/05/02 | 🇩🇪 | FX-Märkte spiegeln unsicheres Zinsumfeld wider | ↓ |
| 2024/04/30 | 🇬🇧 | Credit Markets Weekly | ↓ |

Futures and Options

Related Futures -

Related Options -

Details

2024/05/03 18:05:02

Price

7,957.57 EUR

Difference



0.54% (42.92)

General attributes

ISIN FR0003500008

Symbol PX1

Country France

Security type Index

Instruments in index 40

Market data

Open 7,943.87 EUR

High 8,003.95 EUR

Low 7,921.21 EUR

Close (prev. day) 7,914.65 EUR

Trading volume (m) 69,347,787

Volume (pcs) 3,157,701,648

Performance and Risk

| | 6m | 1y | 3y |
|-------------|---------|---------|-----------|
| Perf (%) | +12.91% | +7.48% | +26.15% |
| Perf (abs.) | +910.07 | +553.74 | +1,649.67 |
| Beta | - | - | - |
| Volatility | 9.78 | 12.02 | 17.16 |







Information about previous performance does not guarantee future performance.

Source: FactSet

Price data

| | |
|---|---------------------------|
| Ø price 5 days Ø volume 5 days (pcs.) | 8,002.11 EUR (68,493,737) |
| Ø price 30 days Ø volume 30 days (pcs.) | 8,075.16 EUR (60,353,331) |
| Ø price 100 days Ø volume 100 days (pcs.) | 7,799.44 EUR (57,871,422) |
| Ø price 250 days Ø volume 250 days (pcs.) | 7,454.90 EUR (57,212,165) |
| YTD High date | 8,253.59 EUR (2024/03/28) |
| YTD Low date | 7,281.10 EUR (2024/01/17) |
| 52 Weeks High date | 8,253.59 EUR (2024/03/28) |
| 52 Weeks Low date | 6,773.82 EUR (2023/10/23) |

Composition

| Name  ISIN | Price | Diff %  Diff +/- | Performance  | Date Time | Turnover Pc.  Turnover Money  |
|--|----------|--|---|----------------------|--|
| ACCOR S.A. FR0000120404 | 41.05 | 0.51% 0.21 |  | 24/05/03 17:35:25 | 464,795 19,052,169.00 |
| AIR LIQUIDE SA FR0000120073 | 180.62 | -0.24% -0.44 |  | 24/05/03 17:36:06 | 422,018 76,406,161.00 |
| AIRBUS SE NL0000235190 | 154.34 | 0.49% 0.76 |  | 24/05/03 17:35:12 | 698,663 107,817,937.00 |
| ARCELORMITTAL S.A. LU1598757687 | 24.30 | -0.12% -0.03 |  | 24/05/03 17:35:05 | 1,802,852 43,969,632.00 |
| AXA S.A. FR0000120628 | 31.43 | -1.38% -0.44 |  | 24/05/03 17:37:30 | 5,611,738 173,445,053.00 |
| BNP PARIBAS S.A. FR0000131104 | 67.64 | 0.28% 0.19 |  | 24/05/03 17:35:28 | 1,775,234 120,286,434.00 |
| BOUYGUES S.A. FR0000120503 | 35.12 | 0.92% 0.32 |  | 24/05/03 17:35:29 | 790,280 27,725,690.00 |
| CAPGEMINI SE FR0000125338 | 202.60 | 1.68% 3.35 |  | 24/05/03 17:38:10 | 306,087 61,976,998.00 |
| CARREFOUR SA FR0000120172 | 15.62 | 0.55% 0.09 |  | 24/05/03 17:35:17 | 951,470 14,861,296.00 |
| COMPAGNIE DE SAINT-GOBAIN... FR0000125007 | 77.70 | 2.64% 2.00 |  | 24/05/03 17:38:28 | 1,131,997 82,609,018.00 |
| COMPAGNIE GENERALE DES ET... FR001400AJ45 | 36.38 | -0.38% -0.14 |  | 24/05/03 17:35:36 | 1,037,382 36,877,483.00 |
| CRÉDIT AGRICOLE S.A. FR0000045072 | 14.77 | 1.10% 0.16 |  | 24/05/03 17:36:21 | 8,129,082 121,337,109.00 |
| DANONE S.A. FR0000120644 | 57.74 | 0.66% 0.38 |  | 24/05/03 17:36:14 | 1,735,441 99,943,827.00 |
| DASSAULT SYSTÈMES SE FR0014003TT8 | 36.92 | 0.63% 0.23 |  | 24/05/03 17:35:09 | 1,449,240 53,467,452.00 |
| EDENRED S.A. FR0010908533 | 45.56 | 3.03% 1.34 |  | 24/05/03 17:37:04 | 498,350 22,636,877.00 |
| ENGIE S.A. FR0010208488 | 15.19 | -0.16% -0.03 |  | 24/05/03 17:35:14 | 4,693,159 71,391,519.00 |
| ESSILORLUXOTTICA FR0000121667 | 202.00 | 0.45% 0.90 |  | 24/05/03 17:35:01 | 410,134 82,689,020.00 |
| EUROFINS SCIENTIFIC S.E. FR0014000MR3 | 56.68 | 0.32% 0.18 |  | 24/05/03 17:35:25 | 259,204 14,743,984.00 |
| HERMES INTERNATIONAL SA FR0000052292 | 2,285.00 | 2.01% 45.00 |  | 24/05/03 17:35:09 | 45,855 104,588,215.00 |
| KERING S.A. FR0000121485 | 328.55 | 1.78% 5.75 |  | 24/05/03 17:35:21 | 250,313 82,149,095.00 |
| L'OREAL S.A. FR0000120321 | 440.90 | 0.96% 4.20 |  | 24/05/03 17:35:07 | 222,091 97,645,780.00 |
| LEGRAND S.A. FR0010307819 | 95.34 | -2.40% -2.34 |  | 24/05/03 17:37:36 | 983,863 93,069,410.00 |
| LVMH MOET HENNESSY LOUIS ... FR0000121014 | 782.00 | 1.96% 15.00 |  | 24/05/03 17:35:06 | 232,682 181,593,769.00 |
| ORANGE SA FR0000133308 | 10.45 | 0.43% 0.05 |  | 24/05/03 17:37:36 | 4,912,488 51,384,254.00 |
| PERNOD RICARD S.A. FR0000120693 | 141.25 | 0.39% 0.55 |  | 24/05/03 17:37:36 | 596,879 84,707,249.00 |

| | | | | | |
|---|--------|-----------------|---|----------------------|------------------------------|
| PUBLICIS GROUPE S.A. FR0000130577 | 104.75 | 1.01% 1.05 | █ | 24/05/03 17:35:20 | 278,243 29,122,465.00 |
| RENAULT SA FR0000131906 | 48.00 | 0.76% 0.36 | █ | 24/05/03 17:35:05 | 519,551 24,932,027.00 |
| SAFRAN SA FR0000073272 | 206.40 | 1.78% 3.60 | █ | 24/05/03 17:35:16 | 323,192 66,528,156.00 |
| SANOFI S.A. FR0000120578 | 91.30 | -0.65% -0.60 | | 24/05/03 17:35:27 | 891,417 81,522,017.00 |
| SCHNEIDER ELECTRIC SE FR0000121972 | 216.30 | 1.31% 2.80 | █ | 24/05/03 17:35:23 | 345,567 74,538,846.00 |
| SOCIÉTÉ GÉNÉRALE S.A. FR0000130809 | 24.455 | -5.18% -1.34 | | 24/05/03 17:39:59 | 14,137,526 356,077,446.00 |
| STELLANTIS N.V. NL00150001Q9 | 20.35 | 1.88% 0.38 | █ | 24/05/03 17:38:49 | 3,313,299 67,176,236.00 |
| STMICROELECTRONICS N.V. NL0000226223 | 37.205 | 2.59% 0.94 | █ | 24/05/03 17:35:07 | 1,746,644 64,816,490.00 |
| THALES S.A. FR0000121329 | 161.05 | 1.48% 2.35 | █ | 24/05/03 17:35:29 | 170,500 27,408,729.00 |
| TOTALENERGIES SE FR0000120271 | 66.36 | -0.73% -0.49 | | 24/05/03 17:39:45 | 2,803,917 186,398,518.00 |
| TÉLÉPERFORMANCE SE FR0000051807 | 94.86 | -2.53% -2.46 | | 24/05/03 17:35:26 | 259,706 25,011,590.00 |
| VEOLIA ENVIRONNEMENT S.A. FR0000124141 | 29.39 | 0.62% 0.18 | █ | 24/05/03 17:37:58 | 1,828,167 53,651,004.00 |
| VINCI SA FR0000125486 | 110.85 | 0.68% 0.75 | █ | 24/05/03 17:35:15 | 584,134 64,680,835.00 |
| VIVENDI SE FR0000127771 | 9.788 | 2.00% 0.19 | █ | 24/05/03 17:35:09 | 1,995,078 19,500,124.00 |
| WFD UNIBAIL RODAMCO NV FR0013326246 | 79.86 | 1.63% 1.28 | █ | 24/05/03 17:35:15 | 778,533 50,772,076.00 |