

CAC 40 INDEX

ISIN: FR0003500008

WKN: -

Overview

2024/04/23 18:05:02

Price

8,105.78 EURDifference  0.81% (65.42)

General attributes

ISIN FR0003500008

Symbol PX1

Country France

Instruments in index 40

Type of index Price Index

Security type Index

Market data

Open 8,064.32 EUR

High 8,111.17 EUR

Low 8,052.57 EUR

Close (prev. day) 8,040.36 EUR

Trading volume (m) 64,044,417

Volume (pcs) 3,148,774,820

Top 5

Name 	Price	+ - (%) 	Trend 
ACCOR S.A.	40.95	+2.76 	
PUBLICIS G...	104.45	+2.50 	
SCHNEIDER ...	209.15	+2.22 	
EUROFINS S...	61.60	+2.19 	
BNP PARIBA...	68.05	+2.15 	

Intraday 1w 1m 6m 1y 3y

Flop 5

Name 	Price	+ - (%) 	Trend 
ARCELORMIT...	23.47	-2.65 	
DANONE S.A...	59.60	-0.57 	
ORANGE SA	11.04	-0.14 	
DASSAULT S...	38.51	-0.08 	
L'OREAL S....	440.70	-0.07 	

Intraday 1w 1m 6m 1y 3y



Information about previous performance does not guarantee future performance.

Source: FactSet

Recent research

on market		
Date	Headline	Download
2024/04/22	 Wird sich die Stimmung im April verbessern?	
2024/04/19	 Week Ahead	
2024/04/19	 Wochenausblick	
2024/04/17	 Credit Markets Weekly	
2024/04/17	 Credit Markets Weekly (DE)	

Futures and Options

Related Futures -

Related Options -

Details

2024/04/23 18:05:02

Price

8,105.78 EUR

Difference



0.81% (65.42)

General attributes

ISIN FR0003500008

Symbol PX1

Country France

Security type Index

Instruments in index 40

Market data

Open 8,064.32 EUR

High 8,111.17 EUR

Low 8,052.57 EUR

Close (prev. day) 8,040.36 EUR

Trading volume (m) 64,044,417

Volume (pcs) 3,148,774,820

Performance and Risk

	6m	1y	3y
Perf (%)	+17.96%	+6.12%	+28.29%
Perf (abs.)	+1,224.14	+463.36	+1,773.08
Beta	-	-	-
Volatility	9.94	12.03	17.15











Information about previous performance does not guarantee future performance.

Source: FactSet

Price data

Ø price 5 days Ø volume 5 days (pcs.)	8,000.03 EUR (62,527,706)
Ø price 30 days Ø volume 30 days (pcs.)	8,099.25 EUR (60,224,614)
Ø price 100 days Ø volume 100 days (pcs.)	7,744.78 EUR (57,341,654)
Ø price 250 days Ø volume 250 days (pcs.)	7,434.57 EUR (57,202,663)
YTD High date	8,253.59 EUR (2024/03/28)
YTD Low date	7,281.10 EUR (2024/01/17)
52 Weeks High date	8,253.59 EUR (2024/03/28)
52 Weeks Low date	6,773.82 EUR (2023/10/23)

Composition

Name  ISIN	Price	Diff %  Diff +/-	Performance 	Date Time	Turnover Pc.  Turnover Money 
ACCOR S.A. FR0000120404	40.95	2.76% 1.10		24/04/23 17:35:15	767,515 31,346,229.00
AIR LIQUIDE SA FR0000120073	190.56	1.43% 2.68		24/04/23 17:35:23	262,163 49,734,656.00
AIRBUS SE NL0000235190	162.72	0.79% 1.28		24/04/23 17:35:22	777,110 126,007,971.00
ARCELORMITTAL S.A. LU1598757687	23.47	-2.65% -0.64		24/04/23 17:35:26	3,168,837 74,946,723.00
AXA S.A. FR0000120628	34.92	1.72% 0.59		24/04/23 17:36:11	4,815,277 167,816,078.00
BNP PARIBAS S.A. FR0000131104	68.05	2.15% 1.43		24/04/23 17:38:22	3,112,172 211,091,047.00
BOUYGUES S.A. FR0000120503	36.71	1.55% 0.56		24/04/23 17:37:46	661,104 24,200,085.00
CAPGEMINI SE FR0000125338	204.40	1.44% 2.90		24/04/23 17:35:29	251,148 51,262,970.00
CARREFOUR SA FR0000120172	16.14	0.22% 0.04		24/04/23 17:35:21	1,786,245 28,873,966.00
COMPAGNIE DE SAINT-GOBAIN... FR0000125007	70.46	0.09% 0.06		24/04/23 17:38:42	963,067 67,748,861.00
COMPAGNIE GENERALE DES ET... FR001400AJ45	36.02	1.67% 0.59		24/04/23 17:37:29	1,576,859 56,660,122.00
CRÉDIT AGRICOLE S.A. FR0000045072	14.385	1.16% 0.17		24/04/23 17:39:06	5,776,426 82,982,764.00
DANONE S.A. FR0000120644	59.60	-0.57% -0.34		24/04/23 17:35:11	1,038,788 62,007,885.00
DASSAULT SYSTÈMES SE FR0014003TT8	38.51	-0.08% -0.03		24/04/23 17:35:29	2,215,161 85,060,534.00
EDENRED S.A. FR0010908533	45.45	1.25% 0.56		24/04/23 17:37:29	449,291 20,324,468.00
ENGIE S.A. FR0010208488	16.015	0.25% 0.04		24/04/23 17:35:44	6,116,636 97,954,226.00
ESSILORLUXOTTICA FR0000121667	204.80	0.89% 1.80		24/04/23 17:35:25	454,001 92,728,424.00
EUROFINS SCIENTIFIC S.E. FR0014000MR3	61.60	2.19% 1.32		24/04/23 17:37:29	294,191 18,082,133.00
HERMES INTERNATIONAL SA FR0000052292	2,355.00	1.95% 45.00		24/04/23 17:35:42	36,349 85,321,189.00
KERING S.A. FR0000121485	350.20	1.13% 3.90		24/04/23 17:35:57	193,053 67,648,799.00
L'OREAL S.A. FR0000120321	440.70	-0.07% -0.30		24/04/23 17:35:09	217,578 96,017,555.00
LEGRAND S.A. FR0010307819	96.50	1.60% 1.52		24/04/23 17:37:29	405,235 39,158,622.00
LVMH MOET HENNESSY LOUIS ... FR0000121014	799.60	1.30% 10.30		24/04/23 17:35:24	171,732 136,896,447.00
ORANGE SA FR0000133308	11.04	-0.14% -0.02		24/04/23 17:38:03	7,673,514 84,844,632.00
PERNOD RICARD S.A. FR0000120693	145.10	0.03% 0.05		24/04/23 17:35:24	341,887 49,695,424.00

PUBLICIS GROUPE S.A. FR0000130577	104.45	2.50% 2.55		24/04/23 17:36:57	861,664 90,065,798.00
RENAULT SA FR0000131906	47.66	0.40% 0.19		24/04/23 17:37:29	1,646,702 77,815,939.00
SAFRAN SA FR0000073272	209.00	1.80% 3.70		24/04/23 17:35:50	496,496 103,217,892.00
SANOFI S.A. FR0000120578	88.85	0.77% 0.68		24/04/23 17:36:46	1,062,952 94,299,094.00
SCHNEIDER ELECTRIC SE FR0000121972	209.15	2.22% 4.55		24/04/23 17:37:17	605,044 125,790,048.00
SOCIÉTÉ GÉNÉRALE S.A. FR0000130809	25.39	1.36% 0.34		24/04/23 17:37:01	2,574,778 65,345,105.00
STELLANTIS N.V. NL00150001Q9	23.305	0.65% 0.15		24/04/23 17:37:54	3,522,239 82,228,996.00
STMICROELECTRONICS N.V. NL0000226223	37.215	1.42% 0.52		24/04/23 17:35:00	1,469,169 54,668,781.00
THALES S.A. FR0000121329	158.75	0.73% 1.15		24/04/23 17:35:05	156,819 24,841,948.00
TOTALENERGIES SE FR0000120271	67.91	0.01% 0.01		24/04/23 17:36:35	2,651,398 180,194,916.00
TÉLÉPERFORMANCE SE FR0000051807	90.52	0.22% 0.20		24/04/23 17:35:18	232,302 20,957,405.00
VEOLIA ENVIRONNEMENT S.A. FR0000124141	29.00	0.49% 0.14		24/04/23 17:35:22	1,351,186 39,187,692.00
VINCI SA FR0000125486	111.50	1.27% 1.40		24/04/23 17:37:39	893,994 99,503,998.00
VIVENDI SE FR0000127771	10.02	0.70% 0.07		24/04/23 17:35:24	1,397,179 14,004,852.00
WFD UNIBAIL RODAMCO NV FR0013326246	76.80	0.03% 0.02		24/04/23 17:35:29	278,555 21,447,243.00