

CAC 40 INDEX

ISIN:

FR0003500008

WKN: -

Overview

2021/05/14 18:05:02

Price

6,385.14 EUR

Difference



1.54% (96.81)

General attributes

ISIN FR0003500008

Symbol PX1

Country France

Instruments in index 40

Type of index Price Index

Security type Index

Market data

Open 6,335.82 EUR

High 6,385.67 EUR

Low 6,301.19 EUR

Close (prev. day) 6,288.33 EUR

Trading volume (m) 66,935,657

Volume (pcs) 3,041,412,440

Top 5

Name	Price	+ - (%)	Trend
SAFRAN SA	124.54	+3.82	
WFD UNIBAI...	69.95	+3.74	
AIRBUS GRO...	99.57	+3.72	
RENAULT SA	33.405	+3.26	
SCHNEIDER ...	131.44	+2.78	

Intraday 1w 1m 6m 1y 3y

Flop 5

Name	Price	+ - (%)	Trend
ARCELORMIT...	26.63	-0.28	
DANONE S.A...	57.55	-0.26	

Intraday 1w 1m 6m 1y 3y

Futures and Options

Related Futures 8

Related Options -



Information about previous performance does not guarantee future performance.

Source: FactSet

Recent research

on market			
Date		Headline	Download
2021/05/12		Credit Markets Weekly	
2021/05/12		Week Ahead	
2021/05/12		Wochenausblick	
2021/05/12		Global Equity Ratings	
2021/05/12		Aktienempfehlungen Global	

Details

2021/05/14 18:05:02

Price

6,385.14 EUR

Difference



1.54% (96.81)

General attributes

ISIN FR0003500008

Symbol PX1

Country France

Security type Index

Instruments in index 40

Market data

Open 6,335.82 EUR

High 6,385.67 EUR

Low 6,301.19 EUR

Close (prev. day) 6,288.33 EUR

Trading volume (m) 66,935,657

Volume (pcs) 3,041,412,440

Performance and Risk

	6m	1y	3y
Perf (%)	+18.68%	+49.43%	+15.24%
Perf (abs.)	+1,004.98	+2,112.01	+844.46
Beta	-	-	-
Volatility	12.78	20.12	22.01



























Information about previous performance does not guarantee future performance.

Source: FactSet

Price data

Ø price 5 days Ø volume 5 days (pcs.)	6,321.24 EUR (77,935,319)
Ø price 30 days Ø volume 30 days (pcs.)	6,254.98 EUR (72,854,606)
Ø price 100 days Ø volume 100 days (pcs.)	5,893.82 EUR (81,260,201)
Ø price 250 days Ø volume 250 days (pcs.)	5,387.31 EUR (91,812,809)
YTD High date	6,395.60 EUR (2021/05/10)
YTD Low date	5,379.22 EUR (2021/01/28)
52 Weeks High date	6,395.60 EUR (2021/05/10)
52 Weeks Low date	4,255.19 EUR (2020/05/15)

Composition

Name  ISIN	Price	Diff %  Diff +/-	Performance 	Date Time	Turnover Pc.  Turnover Money 
AIR LIQUIDE SA FR0000120073	142.10	0.50% 0.70		21/05/14 17:38:13	580,836 82,407,838.00
AIRBUS GROUP SE NL0000235190	99.57	3.72% 3.57		21/05/14 17:37:02	1,525,622 150,413,925.00
ALSTOM SA FR0010220475	44.35	2.76% 1.19		21/05/14 17:37:42	943,019 41,551,522.00
ARCELORMITTAL S.A. LU1598757687	26.63	-0.28% -0.08		21/05/14 17:38:53	5,090,878 135,491,214.00
ATOS SE FR0000051732	54.68	1.90% 1.02		21/05/14 17:35:42	566,161 30,799,052.00
AXA S.A. FR0000120628	22.875	1.40% 0.32		21/05/14 17:36:45	4,448,040 101,524,066.00
BNP PARIBAS S.A. FR0000131104	57.04	1.75% 0.98		21/05/14 17:37:19	3,307,523 188,197,437.00
BOUYGUES S.A. FR0000120503	34.57	0.85% 0.29		21/05/14 17:35:08	1,002,930 34,610,984.00
CAPGEMINI FR0000125338	154.05	1.48% 2.25		21/05/14 17:37:16	324,739 49,899,219.00
CARREFOUR SA FR0000120172	17.05	0.65% 0.11		21/05/14 17:37:42	2,885,869 49,133,242.00
CIE GÉNLE ÉTS MICHELIN SC... FR0000121261	124.15	1.35% 1.65		21/05/14 17:35:24	399,151 49,485,945.00
COMPAGNIE DE SAINT-GOBAIN... FR0000125007	55.61	1.59% 0.87		21/05/14 17:35:00	1,212,041 67,117,543.00
CRÉDIT AGRICOLE S.A. FR0000045072	13.326	0.76% 0.10		21/05/14 17:38:13	4,693,293 62,508,249.00
DANONE S.A. FR0000120644	57.55	-0.26% -0.15		21/05/14 17:37:02	1,850,377 105,990,355.00
DASSAULT SYSTÈMES SA FR0000130650	185.15	0.57% 1.05		21/05/14 17:37:01	210,466 38,794,182.00
ENGIE S.A. FR0010208488	12.684	2.24% 0.28		21/05/14 17:38:56	6,483,555 81,950,123.00
ESSILORLUXOTTICA FR0000121667	139.88	1.26% 1.74		21/05/14 17:37:02	306,172 42,751,756.00
HERMES INTERNATIONAL SA FR0000052292	1,068.00	1.18% 12.50		21/05/14 17:35:16	45,787 48,809,728.00
KERING S.A. FR0000121485	706.90	1.57% 10.90		21/05/14 17:35:41	157,785 111,401,101.00
L'OREAL S.A. FR0000120321	352.35	0.63% 2.20		21/05/14 17:35:22	278,430 98,058,461.00
LEGRAND S.A. FR0010307819	86.66	1.71% 1.46		21/05/14 17:35:06	488,981 42,266,895.00
LVMH MOET HENNESSY LOUIS ... FR0000121014	628.10	1.96% 12.10		21/05/14 17:37:42	336,426 210,676,493.00
ORANGE FR0000133308	10.558	0.76% 0.08		21/05/14 17:37:42	3,884,183 40,983,901.00
PERNOD RICARD S.A. FR0000120693	175.35	0.98% 1.70		21/05/14 17:35:03	330,932 57,967,087.00
PUBLICIS GROUPE S.A. FR0000130577	55.46	1.39% 0.76		21/05/14 17:35:23	540,376 29,934,771.00

RENAULT SA FR0000131906	33.405	3.26% 1.06		21/05/14 17:35:26	1,016,282 33,606,354.00
SAFRAN SA FR0000073272	124.54	3.82% 4.58		21/05/14 17:37:02	614,198 75,800,199.00
SANOFI S.A. FR0000120578	86.72	0.14% 0.12		21/05/14 17:35:14	1,419,341 122,986,311.00
SCHNEIDER ELECTRIC SE FR0000121972	131.44	2.78% 3.56		21/05/14 17:37:02	832,397 108,876,131.00
SOCIÉTÉ GÉNÉRALE S.A. FR0000130809	26.10	1.56% 0.40		21/05/14 17:36:27	3,884,527 101,367,289.00
STELLANTIS N.V. NL00150001Q9	14.858	1.53% 0.22		21/05/14 17:35:22	3,058,554 45,099,717.00
STMICROELECTRONICS N.V. NL0000226223	29.175	0.99% 0.28		21/05/14 17:35:16	2,896,591 84,238,726.00
THALES S.A. FR0000121329	86.32	2.03% 1.72		21/05/14 17:36:06	198,310 17,016,110.00
TOTAL SA FR0000120271	39.75	2.42% 0.94		21/05/14 17:36:23	5,244,515 207,385,030.00
TÉLÉPERFORMANCE SE FR0000051807	313.50	0.74% 2.30		21/05/14 17:35:29	93,855 29,352,879.00
VEOLIA ENVIRONNEMENT S.A. FR0000124141	26.10	1.87% 0.48		21/05/14 17:35:22	1,797,219 46,680,476.00
VINCI SA FR0000125486	95.41	2.11% 1.97		21/05/14 17:35:26	811,475 77,019,452.00
VIVENDI SA FR0000127771	29.05	0.73% 0.21		21/05/14 17:37:02	2,072,824 60,106,471.00
WFD UNIBAIL RODAMCO NV FR0013326246	69.95	3.74% 2.52		21/05/14 17:35:24	655,965 45,382,199.00
WORLDLINE S.A. FR0011981968	75.78	1.09% 0.82		21/05/14 17:38:04	446,061 33,609,996.00