

AMSTERDAM EXCHANGES INDEX

ISIN: **NL0000000107** WKN: -

Overview

2024/07/12 17:24:30

Price

946.29 EUR

Difference ▲ 1.09% (10.23)

General attributes

ISIN NL0000000107

Symbol -

Country Netherlands

Instruments in index 25

Type of index Price Index

Security type Index

Top 5

| Name | Price | + - (%) | Trend |
|---------------|----------|---------|--------------------------------------|
| PROSUS N.V... | 34.505 | +3.79 | ▲ |
| ADYEN NV | 1,160.00 | +2.82 | ▲ |
| ARCELORMIT... | 21.59 | +2.71 | ▲ |
| RANDSTAD N... | 44.75 | +2.66 | ▲ |
| WOLTERS KL... | 154.55 | +2.59 | ▲ |

Intraday 1w 1m 6m 1y 3y

Flop 5

| Name | Price | + - (%) | Trend |
|---------------|-------|---------|------------------------------------|
| ABN AMRO B... | 15.90 | -0.59 | ▼ |
| NN GROUP N... | 45.00 | -0.13 | ▼ |
| HEINEKEN N... | 89.36 | -0.09 | ▼ |
| KONINKLIJK... | 28.83 | -0.07 | ▼ |

Intraday 1w 1m 6m 1y 3y



Information about previous performance does not guarantee future performance. Source: FactSet

Recent research

| on market | | |
|------------|----------------------------|----------|
| Date | Headline | Download |
| 2024/07/12 | Week Ahead | |
| 2024/07/12 | Wochenausblick | |
| 2024/07/12 | Aktienempfehlungen Global | |
| 2024/07/10 | Credit Markets Weekly (DE) | |
| 2024/07/10 | Credit Markets Weekly | |

More information on countries & regions

➤ Markets by Region

Details

2024/07/12 17:24:30

Price

946.29 EUR

Difference



1.09% (10.23)

General attributes

ISIN NL0000000107

Symbol -

Country Netherlands

Security type Index

Instruments in index 25

Market data

Open 936.16 EUR

High 946.96 EUR

Low 935.99 EUR

Close (prev. day) 936.06 EUR

Trading volume (m) 19,592,535

Volume (pcs) 994,123,112

Performance and Risk

| | 6m | 1y | 3y |
|-------------|---------|---------|---------|
| Perf (%) | +20.85% | +23.85% | +27.85% |
| Perf (abs.) | +161.52 | +180.24 | +203.91 |
| Beta | - | - | - |
| Volatility | 10.31 | 10.66 | 16.29 |





























Information about previous performance does not guarantee future performance.

Source: FactSet

Price data

| | |
|---|-------------------------|
| Ø price 5 days Ø volume 5 days (pcs.) | 934.60 EUR (39,696,734) |
| Ø price 30 days Ø volume 30 days (pcs.) | 924.83 EUR (51,533,329) |
| Ø price 100 days Ø volume 100 days (pcs.) | 893.02 EUR (54,209,730) |
| Ø price 250 days Ø volume 250 days (pcs.) | 816.36 EUR (56,115,200) |
| YTD High date | 944.94 EUR (2024/07/11) |
| YTD Low date | 766.66 EUR (2024/01/17) |
| 52 Weeks High date | 944.94 EUR (2024/07/11) |
| 52 Weeks Low date | 711.69 EUR (2023/10/23) |

Composition

| Name  ISIN | Price | Diff %  Diff +/- | Performance  | Date Time | Turnover Pc.  Turnover Money  |
|--|----------|--|---|----------------------|--|
| ABN AMRO BANK N.V. DR EAC... NL0011540547 | 15.90 | -0.59% -0.10 |  | 24/07/12 17:24:30 | 1,255,237 19,993,506.00 |
| ADYEN NV NL0012969182 | 1,160.00 | 2.82% 31.80 |  | 24/07/12 17:24:34 | 43,747 50,024,014.00 |
| AEGON N.V. BMG0112X1056 | 5.924 | 0.30% 0.02 |  | 24/07/12 17:24:20 | 1,843,347 10,881,518.00 |
| AKZO NOBEL N.V. NL0013267909 | 58.34 | 1.99% 1.14 |  | 24/07/12 17:24:16 | 209,895 12,120,582.00 |
| ARCELORMITTAL S.A. LU1598757687 | 21.59 | 2.71% 0.57 |  | 24/07/12 17:24:23 | 2,068,682 44,564,313.00 |
| ASM INTERNATIONAL N.V. NL0000334118 | 737.60 | 1.32% 9.60 |  | 24/07/12 17:24:23 | 76,705 55,864,680.00 |
| ASML HOLDING N.V. NL0010273215 | 1,003.40 | 1.45% 14.30 |  | 24/07/12 17:24:36 | 355,921 351,629,112.00 |
| ASR NEDERLAND N.V. NL0011872643 | 46.00 | 1.95% 0.88 |  | 24/07/12 17:24:23 | 165,214 7,538,842.00 |
| BE SEMICONDUCTOR INDUSTRI... NL0012866412 | 168.90 | 1.32% 2.20 |  | 24/07/12 17:24:30 | 217,140 36,124,724.00 |
| DSM-FIRMENICH AG CH1216478797 | 111.35 | 0.59% 0.65 |  | 24/07/12 17:23:52 | 153,586 16,979,580.00 |
| EXOR NV NL0012059018 | 98.75 | 0.82% 0.80 |  | 24/07/12 17:24:23 | 41,873 4,105,736.00 |
| HEINEKEN N.V. NL0000009165 | 89.36 | -0.09% -0.08 |  | 24/07/12 17:24:34 | 300,897 26,793,782.00 |
| IMCD N.V. NL0010801007 | 131.85 | 1.31% 1.70 |  | 24/07/12 17:24:15 | 70,538 9,115,233.00 |
| ING GROEP N.V. NL0011821202 | 16.786 | 0.64% 0.11 |  | 24/07/12 17:24:30 | 3,467,642 58,063,339.00 |
| KONINKLIJKE AHOLD DELHAIZ... NL0011794037 | 28.83 | -0.07% -0.02 |  | 24/07/12 17:24:26 | 1,031,628 29,579,218.00 |
| KONINKLIJKE KPN NV NL0000009082 | 3.656 | 0.58% 0.02 |  | 24/07/12 17:24:36 | 1,843,578 6,722,927.00 |
| KONINKLIJKE PHILIPS NV NL0000009538 | 24.62 | 0.00% 0.00 | | 24/07/12 17:24:28 | 298,667 7,353,697.00 |
| NN GROUP N.V. NL0010773842 | 45.00 | -0.13% -0.06 |  | 24/07/12 17:24:14 | 563,633 25,234,097.00 |
| PROSUS N.V. NL0013654783 | 34.505 | 3.79% 1.26 |  | 24/07/12 17:24:34 | 1,412,575 47,809,965.00 |
| RANDSTAD N.V. NL0000379121 | 44.75 | 2.66% 1.16 |  | 24/07/12 17:24:25 | 205,216 9,070,621.00 |
| RELX PLC GB00B2B0DG97 | 42.72 | 0.95% 0.40 |  | 24/07/12 17:22:58 | 297,665 12,639,090.00 |
| SHELL PLC GB00BP6MXD84 | 33.58 | 0.15% 0.05 |  | 24/07/12 17:24:25 | 2,566,310 86,365,107.00 |
| UNILEVER PLC GB00B10RZP78 | 52.78 | 0.84% 0.44 |  | 24/07/12 17:24:36 | 493,570 25,869,535.00 |
| UNIVERSAL MUSIC GROUP B.V... NL0015000IY2 | 27.48 | 0.92% 0.25 |  | 24/07/12 17:24:23 | 445,296 12,125,097.00 |
| WOLTERS KLUWER NV NL0000395903 | 154.55 | 2.59% 3.90 |  | 24/07/12 17:24:28 | 187,031 28,556,150.00 |