

AMSTERDAM EXCHANGES INDEX

ISIN: NL0000000107 WKN: -

Overview

2024/05/03 13:19:45

Price

884.70 EURDifference  0.68% (5.99)

General attributes

ISIN NL0000000107

Symbol -

Country Netherlands

Instruments in index 25

Type of index Price Index

Security type Index

Market data

Open 881.80 EUR

High 886.01 EUR

Low 881.80 EUR

Close (prev. day) 878.71 EUR

Trading volume (m) 16,396,331

Volume (pcs) 503,315,653



5y

Information about previous performance does not guarantee future performance.






Source: FactSet

Top 5

Name 	Price	+ - (%)	Trend 
UNIVERSAL ...	28.64	+2.62	
AKZO NOBEL...	62.84	+1.88	
RELX PLC	3,342.00	+1.83	
PROSUS N.V...	33.215	+1.61	
BE SEMICON...	122.30	+1.58	

Intraday **1w** 1m 6m 1y 3y

Recent research

on market		
Date	Headline	Download
2024/05/02	 FX markets reflect uncertain interest rate outlook	
2024/05/02	 FX-Märkte spiegeln unsicheres Zinsumfeld wider	
2024/04/30	 Credit Markets Weekly	
2024/04/30	 Credit Markets Weekly (DE)	
2024/04/29	 Wie reagiert die Fed auf die jüngsten Daten?	

Flop 5

Name 	Price	+ - (%)	Trend 
KONINKLIJK...	3.359	-0.42	
DSM-FIRMEN...	103.40	-0.34	
KONINKLIJK...	24.95	-0.28	
SHELL PLC	33.73	-0.06	
HEINEKEN N...	90.54	-0.04	

Intraday 1w 1m 6m 1y 3y

Futures and Options

Related Futures -

Related Options -

Details

2024/05/03 13:19:45

Price

884.70 EUR

Difference



0.68% (5.99)

General attributes

ISIN NL0000000107

Symbol -

Country Netherlands

Security type Index

Instruments in index 25

Market data

Open 881.80 EUR

High 886.01 EUR

Low 881.80 EUR

Close (prev. day) 878.71 EUR

Trading volume (m) 16,396,331

Volume (pcs) 503,315,653

Performance and Risk

	6m	1y	3y
Perf (%)	+19.39%	+18.06%	+24.19%
Perf (abs.)	+142.68	+134.40	+171.15
Beta	-	-	-
Volatility	10.19	11.19	16.56



5y









Information about previous performance does not guarantee future performance.

Source: FactSet

Price data

Ø price 5 days Ø volume 5 days (pcs.)	878.54 EUR (61,360,778)
Ø price 30 days Ø volume 30 days (pcs.)	876.57 EUR (55,258,396)
Ø price 100 days Ø volume 100 days (pcs.)	835.04 EUR (59,412,308)
Ø price 250 days Ø volume 250 days (pcs.)	785.47 EUR (57,722,028)
YTD High date	894.52 EUR (2024/04/12)
YTD Low date	766.66 EUR (2024/01/17)
52 Weeks High date	894.52 EUR (2024/04/12)
52 Weeks Low date	711.69 EUR (2023/10/23)

Composition

Name  ISIN	Price	Diff %  Diff +/-	Performance 	Date Time	Turnover Pc.  Turnover Money 
ABN AMRO BANK N.V. DR EAC... NL0011540547	15.675	1.55% 0.24		24/05/03 13:19:16	1,339,612 20,917,967.00
ADYEN NV NL0012969182	1,142.60	1.22% 13.80		24/05/03 13:18:26	24,046 27,358,992.00
AEGON N.V. BMG0112X1056	5.898	0.68% 0.04		24/05/03 13:18:30	1,097,595 6,467,332.00
AKZO NOBEL N.V. NL0013267909	62.84	1.88% 1.16		24/05/03 13:19:34	97,449 6,083,729.00
ARCELORMITTAL S.A. LU1598757687	24.34	0.04% 0.01		24/05/03 13:19:42	579,474 14,146,116.00
ASM INTERNATIONAL N.V. NL0000334118	584.60	0.48% 2.80		24/05/03 13:19:47	23,528 13,818,603.00
ASML HOLDING N.V. NL0010273215	822.10	1.32% 10.70		24/05/03 13:19:42	105,721 86,850,475.00
ASR NEDERLAND N.V. NL0011872643	46.77	0.24% 0.11		24/05/03 13:18:30	73,546 3,446,748.00
BE SEMICONDUCTOR INDUSTRI... NL0012866412	122.30	1.58% 1.90		24/05/03 13:19:42	140,115 17,177,940.00
DSM-FIRMENICH AG CH1216478797	103.50	-0.24% -0.25		24/05/03 13:19:48	240,947 25,016,812.00
EXOR NV NL0012059018	102.60	0.00% 0.00		24/05/03 13:18:14	31,645 3,253,379.00
HEINEKEN N.V. NL0000009165	90.54	-0.04% -0.04		24/05/03 13:18:18	59,668 5,406,052.00
IMCD N.V. NL0010801007	140.80	0.21% 0.30		24/05/03 13:19:28	9,743 1,373,068.00
ING GROEP N.V. NL0011821202	15.974	1.05% 0.17		24/05/03 13:19:40	5,210,355 83,262,260.00
KONINKLIJKE AHOLD DELHAIZ... NL0011794037	28.16	0.07% 0.02		24/05/03 13:18:31	364,074 10,261,229.00
KONINKLIJKE KPN NV NL0000009082	3.359	-0.42% -0.01		24/05/03 13:19:24	2,382,044 7,990,128.00
KONINKLIJKE PHILIPS NV NL0000009538	24.95	-0.28% -0.07		24/05/03 13:19:47	762,982 19,029,471.00
NN GROUP N.V. NL0010773842	43.36	0.56% 0.24		24/05/03 13:19:30	168,506 7,313,952.00
PROSUS N.V. NL0013654783	33.215	1.61% 0.53		24/05/03 13:19:28	1,068,622 35,494,423.00
RANDSTAD N.V. NL0000379121	47.12	1.29% 0.60		24/05/03 13:16:21	47,222 2,219,536.00
RELX PLC GB00B2B0DG97	39.04	1.83% 0.70		24/05/03 13:19:35	253,903 9,903,366.00
SHELL PLC GB00BP6MXD84	33.73	-0.06% -0.02		24/05/03 13:19:21	1,568,917 52,908,781.00
UNILEVER PLC GB00B10RZP78	48.79	-0.04% -0.02		24/05/03 13:18:01	227,909 11,111,088.00
UNIVERSAL MUSIC GROUP B.V... NL0015000IY2	28.64	2.62% 0.73		24/05/03 13:19:06	368,630 10,489,556.00
WOLTERS KLUWER NV NL0000395903	142.40	1.17% 1.65		24/05/03 13:19:31	156,225 22,206,598.00