

AMSTERDAM EXCHANGES INDEX

ISIN: **NL0000000107** WKN: -

Overview

2024/04/29 09:53:15	
Price	889.42 EUR
Difference	▲ 0.77% (6.79)
General attributes	
ISIN	NL0000000107
Symbol	-
Country	Netherlands
Instruments in index	25
Type of index	Price Index
Security type	Index
Market data	
Open	882.58 EUR
High	889.42 EUR
Low	882.17 EUR
Close (prev. day)	882.63 EUR
Trading volume (m)	8,089,739
Volume (pcs)	292,177,372



Information about previous performance does not guarantee future performance.
Source: FactSet

Top 5

Name	Price	+ - (%)	Trend
KONINKLIJK...	25.99	+31.63	▲
EXOR NV	105.20	+4.06	▲
IMCD N.V.	144.05	+1.66	▲
RANDSTAD N...	47.04	+1.31	▲
HEINEKEN N...	91.38	+1.13	▲

Intraday 1w 1m 6m 1y 3y

Flop 5

Name	Price	+ - (%)	Trend
ASM INTERN...	613.80	-1.60	▼
ADYEN NV	1,172.00	-0.64	↔
WOLTERS KL...	142.65	-0.17	↔
PROSUS N.V...	31.59	-0.11	↔

Intraday 1w 1m 6m 1y 3y

Recent research

on market			
Date		Headline	Download
2024/04/26		Week Ahead	Download
2024/04/26		Wochenausblick	Download
2024/04/26		Global Equity Ratings	Download
2024/04/26		Aktienempfehlungen Global	Download
2024/04/24		Credit Markets Weekly	Download

Futures and Options

Related Futures -

Related Options -

Details

2024/04/29 09:53:15

Price

889.42 EUR

Difference



0.77% (6.79)

General attributes

ISIN NL0000000107

Symbol -

Country Netherlands

Security type Index

Instruments in index 25

Market data

Open 882.58 EUR

High 889.42 EUR

Low 882.17 EUR

Close (prev. day) 882.63 EUR

Trading volume (m) 8,089,739

Volume (pcs) 292,177,372

Performance and Risk

	6m	1y	3y
Perf (%)	+22.71%	+17.75%	+23.37%
Perf (abs.)	+163.33	+133.03	+167.17
Beta	-	-	-
Volatility	10.42	11.37	16.56






























Information about previous performance does not guarantee future performance.

Source: FactSet

Price data

Ø price 5 days Ø volume 5 days (pcs.)	873.64 EUR (58,747,123)
Ø price 30 days Ø volume 30 days (pcs.)	874.05 EUR (58,983,769)
Ø price 100 days Ø volume 100 days (pcs.)	831.85 EUR (59,248,652)
Ø price 250 days Ø volume 250 days (pcs.)	783.91 EUR (57,622,068)
YTD High date	894.52 EUR (2024/04/12)
YTD Low date	766.66 EUR (2024/01/17)
52 Weeks High date	894.52 EUR (2024/04/12)
52 Weeks Low date	711.69 EUR (2023/10/23)

Composition

Name  ISIN	Price	Diff %  Diff +/-	Performance 	Date Time	Turnover Pc.  Turnover Money 
ABN AMRO BANK N.V. DR EAC... NL0011540547	15.29	0.53% 0.08		24/04/29 09:52:51	300,028 4,576,238.00
ADYEN NV NL0012969182	1,172.00	-0.64% -7.60		24/04/29 09:53:06	14,911 17,499,159.00
AEGON N.V. BMG0112X1056	5.88	1.03% 0.06		24/04/29 09:53:14	283,148 1,659,374.00
AKZO NOBEL N.V. NL0013267909	61.78	0.91% 0.56		24/04/29 09:53:14	48,017 2,958,819.00
ARCELORMITTAL S.A. LU1598757687	24.01	1.09% 0.26		24/04/29 09:52:20	153,543 3,664,349.00
ASM INTERNATIONAL N.V. NL0000334118	613.80	-1.60% -10.00		24/04/29 09:52:45	30,492 18,837,620.00
ASML HOLDING N.V. NL0010273215	859.70	0.10% 0.90		24/04/29 09:53:02	32,520 27,877,882.00
ASR NEDERLAND N.V. NL0011872643	46.43	0.17% 0.08		24/04/29 09:52:45	32,622 1,514,906.00
BE SEMICONDUCTOR INDUSTRI... NL0012866412	128.35	0.08% 0.10		24/04/29 09:52:52	74,918 9,606,222.00
DSM-FIRMENICH AG CH1216478797	106.30	0.95% 1.00		24/04/29 09:52:47	77,910 8,290,494.00
EXOR NV NL0012059018	105.20	4.06% 4.10		24/04/29 09:53:13	93,670 9,783,060.00
HEINEKEN N.V. NL0000009165	91.38	1.13% 1.02		24/04/29 09:53:06	54,453 4,949,054.00
IMCD N.V. NL0010801007	144.05	1.66% 2.35		24/04/29 09:52:02	25,997 3,733,290.00
ING GROEP N.V. NL0011821202	15.066	1.05% 0.16		24/04/29 09:53:09	781,762 11,718,339.00
KONINKLIJKE AHOLD DELHAIZ... NL0011794037	28.11	0.39% 0.11		24/04/29 09:53:04	117,536 3,298,638.00
KONINKLIJKE KPN NV NL0000009082	3.434	0.23% 0.01		24/04/29 09:52:55	487,312 1,669,537.00
KONINKLIJKE PHILIPS NV NL0000009538	25.99	31.63% 6.25		24/04/29 09:53:16	4,226,628 110,906,378.00
NN GROUP N.V. NL0010773842	43.54	0.90% 0.39		24/04/29 09:52:06	106,667 4,627,989.00
PROSUS N.V. NL0013654783	31.59	-0.11% -0.04		24/04/29 09:53:12	243,034 7,672,483.00
RANDSTAD N.V. NL0000379121	47.04	1.31% 0.61		24/04/29 09:52:50	29,016 1,356,445.00
RELX PLC GB00B2B0DG97	38.92	0.21% 0.08		24/04/29 09:50:56	80,558 3,128,520.00
SHELL PLC GB00BP6MXD84	34.205	0.47% 0.16		24/04/29 09:53:09	502,394 17,140,708.00
UNILEVER PLC GB00B10RZP78	48.31	0.12% 0.06		24/04/29 09:52:49	234,301 11,313,319.00
UNIVERSAL MUSIC GROUP B.V... NL0015000IY2	27.69	0.40% 0.11		24/04/29 09:52:29	56,535 1,560,280.00
WOLTERS KLUWER NV NL0000395903	142.65	-0.17% -0.25		24/04/29 09:51:47	24,069 3,435,368.00