

AMSTERDAM EXCHANGES INDEX

ISIN: NL0000000107 WKN: -

Overview

2024/04/26 18:05:02

Price

882.63 EURDifference  1.42% (12.36)

General attributes

ISIN NL0000000107

Symbol -

Country Netherlands

Instruments in index 25

Type of index Price Index

Security type Index

Market data

Open 876.43 EUR

High 884.78 EUR

Low 876.37 EUR

Close (prev. day) 870.27 EUR






Trading volume (m) 53,024,402

Volume (pcs) 2,177,972,994



5y

Top 5

Name 	Price	+ - (%) 	Trend 
ASM INTERN...	623.80	+7.26	
ASML HOLDI...	858.80	+3.22	
PROSUS N.V...	31.625	+2.65	
DSM-FIRMEN...	105.30	+2.53	
KONINKLIJK...	19.745	+2.49	

Intraday 1w 1m 6m 1y 3y

Flop 5

Name 	Price	+ - (%) 	Trend 
IMCD N.V.	141.70	-4.90	
BE SEMICON...	130.40	-4.12	
HEINEKEN N...	91.40	-1.51	
KONINKLIJK...	3.426	-0.29	
NN GROUP N...	43.15	-0.19	

Intraday 1w 1m 6m 1y 3y

Information about previous performance does not guarantee future performance.

Source: FactSet

Recent research

on market

Date	Headline	Download 
2024/04/26	 Week Ahead	
2024/04/26	 Wochenausblick	
2024/04/26	 Global Equity Ratings	
2024/04/26	 Aktienempfehlungen Global	
2024/04/24	 Credit Markets Weekly	

Futures and Options

Related Futures -

Related Options -

Details

2024/04/26 18:05:02

Price

882.63 EURDifference  1.42% (12.36)

General attributes

ISIN NL0000000107

Symbol -

Country Netherlands

Security type Index

Instruments in index 25

Market data

Open 876.43 EUR

High 884.78 EUR

Low 876.37 EUR

Close (prev. day) 870.27 EUR

Trading volume (m) 53,024,402

Volume (pcs) 2,177,972,994

Performance and Risk

	6m	1y	3y
Perf (%)	+22.71%	+17.75%	+23.37%
Perf (abs.)	+163.33	+133.03	+167.17
Beta	-	-	-
Volatility	10.42	11.37	16.56



Information about previous performance does not guarantee future performance.

Source: FactSet

Price data

Ø price 5 days Ø volume 5 days (pcs.)	873.64 EUR (58,747,123)
Ø price 30 days Ø volume 30 days (pcs.)	874.05 EUR (58,983,769)
Ø price 100 days Ø volume 100 days (pcs.)	831.85 EUR (59,248,652)
Ø price 250 days Ø volume 250 days (pcs.)	783.91 EUR (57,622,068)
YTD High date	894.52 EUR (2024/04/12)
YTD Low date	766.66 EUR (2024/01/17)
52 Weeks High date	894.52 EUR (2024/04/12)
52 Weeks Low date	711.69 EUR (2023/10/23)

Composition

Name  ISIN	Price	Diff %  Diff +/-	Performance 	Date Time	Turnover Pc.  Turnover Money 
ABN AMRO BANK N.V. DR EAC... NL0011540547	15.21	1.50% 0.23		24/04/26 17:35:02	3,322,127 50,477,674.00
ADYEN NV NL0012969182	1,179.60	1.95% 22.60		24/04/26 17:37:30	191,500 226,760,550.00
AEGON N.V. BMG0112X1056	5.82	1.61% 0.09		24/04/26 17:35:28	5,203,702 30,344,113.00
AKZO NOBEL N.V. NL0013267909	62.76	1.36% 0.84		24/04/26 17:35:07	485,877 30,472,453.00
ARCELORMITTAL S.A. LU1598757687	23.75	0.89% 0.21		24/04/26 17:37:40	2,295,626 54,778,936.00
ASM INTERNATIONAL N.V. NL0000334118	623.80	7.26% 42.20		24/04/26 17:35:16	312,016 193,000,107.00
ASML HOLDING N.V. NL0010273215	858.80	3.22% 26.80		24/04/26 17:39:59	498,526 426,335,352.00
ASR NEDERLAND N.V. NL0011872643	46.35	0.06% 0.03		24/04/26 17:38:15	272,415 12,661,838.00
BE SEMICONDUCTOR INDUSTRI... NL0012866412	130.40	-4.12% -5.60		24/04/26 17:35:20	790,185 102,978,977.00
DSM-FIRMENICH AG CH1216478797	105.30	2.53% 2.60		24/04/26 17:35:07	611,743 64,058,499.00
EXOR NV NL0012059018	101.10	1.00% 1.00		24/04/26 17:35:04	120,477 12,163,322.00
HEINEKEN N.V. NL0000009165	91.40	-1.51% -1.40		24/04/26 17:39:54	569,588 52,289,875.00
IMCD N.V. NL0010801007	141.70	-4.90% -7.30		24/04/26 17:35:15	511,882 71,190,665.00
ING GROEP N.V. NL0011821202	14.91	1.47% 0.22		24/04/26 17:35:23	8,028,532 119,261,193.00
KONINKLIJKE AHOLD DELHAIZ... NL0011794037	28.00	0.43% 0.12		24/04/26 17:39:26	1,842,350 51,542,935.00
KONINKLIJKE KPN NV NL0000009082	3.426	-0.29% -0.01		24/04/26 17:35:27	7,664,531 26,219,042.00
KONINKLIJKE PHILIPS NV NL0000009538	19.745	2.49% 0.48		24/04/26 17:35:26	2,707,076 53,212,443.00
NN GROUP N.V. NL0010773842	43.15	-0.19% -0.08		24/04/26 17:35:29	606,876 26,281,870.00
PROSUS N.V. NL0013654783	31.625	2.65% 0.82		24/04/26 17:35:23	3,058,093 96,778,535.00
RANDSTAD N.V. NL0000379121	46.43	1.62% 0.74		24/04/26 17:35:27	504,059 23,410,099.00
RELX PLC GB00B2B0DG97	38.84	1.57% 0.60		24/04/26 17:35:12	660,114 25,537,834.00
SHELL PLC GB00BP6MXD84	34.045	0.01% 0.01		24/04/26 17:35:07	6,178,462 210,536,697.00
UNILEVER PLC GB00B10RZP78	48.25	1.39% 0.66		24/04/26 17:35:04	2,084,186 100,230,150.00
UNIVERSAL MUSIC GROUP B.V... NL0015000IY2	27.58	2.22% 0.60		24/04/26 17:35:05	446,930 12,266,023.00
WOLTERS KLUWER NV NL0000395903	142.90	2.22% 3.10		24/04/26 17:35:02	544,463 77,457,070.00