

AMSTERDAM EXCHANGES INDEX

ISIN: NL0000000107 WKN: -

Overview

2024/04/26 17:15:45

Price

883.33 EURDifference  1.50% (13.06)

General attributes

ISIN NL0000000107

Symbol -

Country Netherlands

Instruments in index 25

Type of index Price Index

Security type Index

Market data

Open 876.43 EUR

High 884.78 EUR

Low 876.37 EUR

Close (prev. day) 870.27 EUR

Trading volume (m) 31,521,933





Volume (pcs) 1,381,092,933



Information about previous performance does not guarantee future performance.

Source: FactSet

Top 5

Name 	Price	+ - (%) 	Trend 
ASM INTERN...	626.60	+7.74 	
ASML HOLDI...	860.00	+3.37 	
PROSUS N.V...	31.675	+2.81 	
DSM-FIRMEN...	105.45	+2.68 	
KONINKLIJK...	19.78	+2.67 	

Intraday 1w 1m 6m 1y 3y

Flop 5

Name 	Price	+ - (%) 	Trend 
IMCD N.V.	141.15	-5.27 	
BE SEMICON...	130.65	-3.93 	
HEINEKEN N...	91.54	-1.36 	

Intraday 1w 1m 6m 1y 3y

Futures and Options

Related Futures -

Related Options -

Recent research

on market

Date	Headline	Download 
2024/04/26	 Week Ahead 	
2024/04/26	 Wochenausblick 	
2024/04/26	 Global Equity Ratings 	
2024/04/26	 Aktienempfehlungen Global 	
2024/04/24	 Credit Markets Weekly 	

Details

2024/04/26 17:15:45

Price

883.33 EUR

Difference



1.50% (13.06)

General attributes

ISIN NL0000000107

Symbol -

Country Netherlands

Security type Index

Instruments in index 25

Market data

Open 876.43 EUR

High 884.78 EUR

Low 876.37 EUR

Close (prev. day) 870.27 EUR

Trading volume (m) 31,521,933

Volume (pcs) 1,381,092,933

Performance and Risk

	6m	1y	3y
Perf (%)	+20.50%	+15.20%	+21.59%
Perf (abs.)	+148.03	+114.82	+154.50
Beta	-	-	-
Volatility	10.33	11.30	16.54



5y

Information about previous performance does not guarantee future performance.

Source: FactSet

Price data

Ø price 5 days Ø volume 5 days (pcs.)	869.12 EUR (62,230,694)
Ø price 30 days Ø volume 30 days (pcs.)	873.31 EUR (59,226,322)
Ø price 100 days Ø volume 100 days (pcs.)	830.74 EUR (59,251,535)
Ø price 250 days Ø volume 250 days (pcs.)	783.38 EUR (57,661,448)
YTD High date	894.52 EUR (2024/04/12)
YTD Low date	766.66 EUR (2024/01/17)
52 Weeks High date	894.52 EUR (2024/04/12)
52 Weeks Low date	711.69 EUR (2023/10/23)

Composition

Name  ISIN	Price	Diff %  Diff +/-	Performance 	Date Time	Turnover Pc.  Turnover Money 
ABN AMRO BANK N.V. DR EAC... NL0011540547	15.185	1.33% 0.20		24/04/26 17:15:28	2,502,594 38,016,293.00
ADYEN NV NL0012969182	1,183.40	2.28% 26.40		24/04/26 17:15:47	132,260 156,891,011.00
AEGON N.V. BMG0112X1056	5.826	1.71% 0.10		24/04/26 17:15:21	3,920,589 22,877,919.00
AKZO NOBEL N.V. NL0013267909	62.96	1.68% 1.04		24/04/26 17:15:02	239,589 15,012,796.00
ARCELORMITTAL S.A. LU1598757687	23.76	0.93% 0.22		24/04/26 17:15:44	1,727,865 41,294,851.00
ASM INTERNATIONAL N.V. NL0000334118	626.60	7.74% 45.00		24/04/26 17:15:43	204,607 125,984,384.00
ASML HOLDING N.V. NL0010273215	860.00	3.37% 28.00		24/04/26 17:15:53	316,180 269,732,404.00
ASR NEDERLAND N.V. NL0011872643	46.45	0.28% 0.13		24/04/26 17:15:13	146,555 6,827,354.00
BE SEMICONDUCTOR INDUSTRI... NL0012866412	130.65	-3.93% -5.35		24/04/26 17:15:38	557,269 72,595,466.00
DSM-FIRMENICH AG CH1216478797	105.45	2.68% 2.75		24/04/26 17:15:50	430,320 44,945,431.00
EXOR NV NL0012059018	101.40	1.30% 1.30		24/04/26 17:15:02	71,838 7,245,553.00
HEINEKEN N.V. NL0000009165	91.54	-1.36% -1.26		24/04/26 17:15:52	228,443 21,107,257.00
IMCD N.V. NL0010801007	141.15	-5.27% -7.85		24/04/26 17:15:10	382,586 52,868,898.00
ING GROEP N.V. NL0011821202	14.892	1.35% 0.20		24/04/26 17:15:48	4,240,681 62,812,708.00
KONINKLIJKE AHOLD DELHAIZ... NL0011794037	28.03	0.54% 0.15		24/04/26 17:15:31	931,674 26,042,645.00
KONINKLIJKE KPN NV NL0000009082	3.439	0.09% 0.00		24/04/26 17:13:38	4,561,538 15,584,945.00
KONINKLIJKE PHILIPS NV NL0000009538	19.78	2.67% 0.52		24/04/26 17:15:44	1,246,839 24,377,631.00
NN GROUP N.V. NL0010773842	43.26	0.07% 0.03		24/04/26 17:14:13	328,982 14,288,268.00
PROSUS N.V. NL0013654783	31.675	2.81% 0.87		24/04/26 17:15:43	1,492,758 47,273,482.00
RANDSTAD N.V. NL0000379121	46.55	1.88% 0.86		24/04/26 17:14:57	179,757 8,351,352.00
RELX PLC GB00B2B0DG97	38.88	1.67% 0.64		24/04/26 17:15:52	508,162 19,635,088.00
SHELL PLC GB00BP6MXD84	34.065	0.07% 0.03		24/04/26 17:15:52	5,192,412 176,965,558.00
UNILEVER PLC GB00B10RZP78	48.18	1.24% 0.59		24/04/26 17:15:49	1,359,553 65,268,886.00
UNIVERSAL MUSIC GROUP B.V... NL0015000IY2	27.53	2.04% 0.55		24/04/26 17:15:02	382,094 10,477,822.00
WOLTERS KLUWER NV NL0000395903	142.90	2.22% 3.10		24/04/26 17:15:43	245,791 34,776,804.00