

# AMSTERDAM EXCHANGES INDEX

ISIN: **NL0000000107** WKN: -

## Overview

2024/04/24 10:14:00	
<b>Price</b>	<b>883.03</b> EUR
<b>Difference</b>	<span style="color: green;">▲</span> 0.94% (8.24)
<b>General attributes</b>	
ISIN	NL0000000107
Symbol	-
Country	Netherlands
Instruments in index	25
Type of index	Price Index
Security type	Index
<b>Market data</b>	
Open	879.44 EUR
High	883.13 EUR
Low	878.90 EUR
Close (prev. day)	874.79 EUR
Trading volume (m)	10,173,998
Volume (pcs)	406,049,164



Information about previous performance does not guarantee future performance.  
Source: FactSet

### Top 5

Name	Price	+ - (%)	Trend
ASM INTERN...	591.00	+11.17	<span style="color: green;">▲</span>
RANDSTAD N...	46.71	+3.80	<span style="color: green;">▲</span>
BE SEMICON...	138.60	+3.78	<span style="color: green;">▲</span>
PROSUS N.V...	31.81	+2.98	<span style="color: green;">▲</span>
ASML HOLDI...	856.20	+2.62	<span style="color: green;">▲</span>

Intraday 1w 1m 6m 1y 3y

### Flop 5

Name	Price	+ - (%)	Trend
DSM-FIRMEN...	105.25	-0.85	<span style="color: red;">▼</span>
UNIVERSAL ...	27.21	-0.66	<span style="color: red;">▼</span>
IMCD N.V.	153.90	-0.29	<span style="color: red;">▼</span>

Intraday 1w 1m 6m 1y 3y

### Futures and Options

Related Futures	-
Related Options	-

### Recent research

Date	Headline	Download
2024/04/22	Wird sich die Stimmung im April verbessern?	
2024/04/19	Week Ahead	
2024/04/19	Wochenausblick	
2024/04/17	Credit Markets Weekly	
2024/04/17	Credit Markets Weekly (DE)	

## Details

2024/04/24 10:14:00

Price

**883.03** EUR

Difference



0.94% (8.24)

## General attributes

ISIN NL0000000107

Symbol -

Country Netherlands

Security type Index

Instruments in index 25

## Market data

Open 879.44 EUR

High 883.13 EUR

Low 878.90 EUR

Close (prev. day) 874.79 EUR

Trading volume (m) 10,173,998

Volume (pcs) 406,049,164

## Performance and Risk

	6m	1y	3y
Perf (%)	+21.64%	+14.77%	+22.22%
Perf (abs.)	+155.61	+112.60	+159.02
Beta	-	-	-
Volatility	10.33	11.36	16.56



5y































Information about previous performance does not guarantee future performance.

Source: FactSet

## Price data

Ø price 5 days   Ø volume 5 days (pcs.)	866.40 EUR (58,892,594)
Ø price 30 days   Ø volume 30 days (pcs.)	872.27 EUR (59,106,462)
Ø price 100 days   Ø volume 100 days (pcs.)	828.56 EUR (60,278,001)
Ø price 250 days   Ø volume 250 days (pcs.)	782.35 EUR (57,639,868)
YTD High   date	894.52 EUR (2024/04/12)
YTD Low   date	766.66 EUR (2024/01/17)
52 Weeks High   date	894.52 EUR (2024/04/12)
52 Weeks Low   date	711.69 EUR (2023/10/23)

## Composition

Name  ISIN	Price	Diff %  Diff +/-	Performance 	Date Time	Turnover Pc.  Turnover Money 
ABN AMRO BANK N.V. DR EAC... NL0011540547	15.945	0.35% 0.06		24/04/24 10:13:57	525,206 8,365,655.00
ADYEN NV NL0012969182	1,428.00	1.31% 18.40		24/04/24 10:14:00	18,856 26,679,016.00
AEGON N.V. BMG0112X1056	5.814	0.28% 0.02		24/04/24 10:13:53	629,633 3,660,983.00
AKZO NOBEL N.V. NL0013267909	63.10	1.32% 0.82		24/04/24 10:13:37	189,239 11,961,866.00
ARCELORMITTAL S.A. LU1598757687	23.80	1.41% 0.33		24/04/24 10:13:19	411,019 9,767,382.00
ASM INTERNATIONAL N.V. NL0000334118	591.00	11.17% 59.40		24/04/24 10:14:02	122,511 73,153,429.00
ASML HOLDING N.V. NL0010273215	856.20	2.62% 21.90		24/04/24 10:13:58	101,412 86,903,450.00
ASR NEDERLAND N.V. NL0011872643	46.57	0.00% 0.00		24/04/24 10:12:18	23,756 1,107,518.00
BE SEMICONDUCTOR INDUSTRI... NL0012866412	138.60	3.78% 5.05		24/04/24 10:13:44	129,136 17,876,410.00
DSM-FIRMENICH AG CH1216478797	105.25	-0.85% -0.90		24/04/24 10:12:54	53,276 5,631,378.00
EXOR NV NL0012059018	102.50	0.39% 0.40		24/04/24 10:12:05	12,849 1,315,059.00
HEINEKEN N.V. NL0000009165	91.08	0.44% 0.40		24/04/24 10:14:03	182,854 16,704,665.00
IMCD N.V. NL0010801007	153.90	-0.29% -0.45		24/04/24 10:13:39	13,316 2,050,083.00
ING GROEP N.V. NL0011821202	14.876	0.22% 0.03		24/04/24 10:14:07	2,915,024 43,424,901.00
KONINKLIJKE AHOLD DELHAIZ... NL0011794037	27.91	0.11% 0.03		24/04/24 10:11:25	133,965 3,735,886.00
KONINKLIJKE KPN NV NL0000009082	3.402	0.21% 0.01		24/04/24 10:13:44	2,247,398 7,600,633.00
KONINKLIJKE PHILIPS NV NL0000009538	19.86	1.33% 0.26		24/04/24 10:14:00	250,180 4,940,680.00
NN GROUP N.V. NL0010773842	43.54	0.05% 0.02		24/04/24 10:13:14	53,063 2,314,727.00
PROSUS N.V. NL0013654783	31.81	2.98% 0.92		24/04/24 10:13:54	633,469 20,097,356.00
RANDSTAD N.V. NL0000379121	46.71	3.80% 1.71		24/04/24 10:13:48	177,012 8,200,498.00
RELX PLC GB00B2B0DG97	39.32	0.05% 0.02		24/04/24 10:09:13	49,172 1,934,971.00
SHELL PLC GB00BP6MXD84	34.14	0.77% 0.26		24/04/24 10:14:03	959,256 32,701,982.00
UNILEVER PLC GB00B10RZP78	45.13	0.33% 0.15		24/04/24 10:13:25	133,636 6,014,171.00
UNIVERSAL MUSIC GROUP B.V... NL0015000IY2	27.21	-0.66% -0.18		24/04/24 10:14:00	178,184 4,853,760.00
WOLTERS KLUWER NV NL0000395903	143.55	0.77% 1.10		24/04/24 10:13:32	36,353 5,203,969.00