

AMSTERDAM EXCHANGES INDEX

ISIN: NL0000000107 WKN: -

Overview

2022/08/18 13:18:30

Price

720.30 EURDifference  -0.39% (-2.79)

General attributes

ISIN	NL0000000107
Symbol	-
Country	Netherlands
Instruments in index	25
Type of index	Price Index
Security type	Index

Market data

Open	719.03 EUR
High	721.00 EUR
Low	716.04 EUR
Close (prev. day)	723.09 EUR
Trading volume (m)	19,038,918
Volume (pcs)	705,696,583

Top 5

Name 	Price	+ - (%) 	Trend 
BE SEMICON...	53.54	+4.12	
ASM INTERN...	304.90	+2.97	
ASML HOLDI...	552.20	+1.53	
SIGNIFY N....	31.32	+1.39	
WFD UNIBAI...	57.68	+0.91	

Intraday 1w 1m 6m 1y 3y

Flop 5

Name 	Price	+ - (%) 	Trend 
ADYEN NV	1,606.00	-11.12	
JUST EAT T...	16.806	-2.57	
KONINKLIJK...	18.874	-1.46	
PROSUS N.V...	64.14	-0.68	
UNILEVER P...	3,917.50	-0.45	

5y













Information about previous performance does not guarantee future performance.

Source: FactSet

Recent research

on market

Date	Headline	Download
2022/08/18	 Global Equity Ratings	
2022/08/18	 Aktienempfehlungen Global	
2022/08/12	 Week Ahead	
2022/08/12	 Wochenausblick	
2022/08/08	 Global Equity Ratings	

Intraday 1w 1m 6m 1y 3y

Futures and Options

Related Futures -

Related Options -

Details

2022/08/18 13:18:30

Price

720.30 EUR

Difference

**-0.39%** (-2.79)

General attributes

ISIN NL0000000107

Symbol -

Country Netherlands

Security type Index

Instruments in index 25

Market data

Open 719.03 EUR

High 721.00 EUR

Low 716.04 EUR

Close (prev. day) 723.09 EUR

Trading volume (m) 19,038,918

Volume (pcs) 705,696,583

Performance and Risk

	6m	1y	3y
Perf (%)	-3.74%	-6.19%	+33.43%
Perf (abs.)	-28.11	-47.70	+181.15
Beta	-	-	-
Volatility	24.36	20.71	21.77



Information about previous performance does not guarantee future performance.

Source: FactSet

Price data

Ø price 5 days Ø volume 5 days (pcs.)	726.33 EUR (65,191,079)
Ø price 30 days Ø volume 30 days (pcs.)	705.99 EUR (72,707,833)
Ø price 100 days Ø volume 100 days (pcs.)	695.72 EUR (77,933,214)
Ø price 250 days Ø volume 250 days (pcs.)	741.86 EUR (82,274,779)
YTD High date	812.55 EUR (2022/01/04)
YTD Low date	632.02 EUR (2022/06/23)
52 Weeks High date	829.66 EUR (2021/11/18)
52 Weeks Low date	632.02 EUR (2022/06/23)

Composition

Name  ISIN	Price	Diff %  Diff +/-	Performance 	Date Time	Turnover Pc.  Turnover Money 
ADYEN NV NL0012969182	1,606.00	-11.12% -201.00		22/08/18 13:18:24	102,010 163,326,054.00
AEGON N.V. NL0000303709	4.783	-0.27% -0.01		22/08/18 13:18:22	1,663,911 7,969,035.00
AKZO NOBEL N.V. NL0013267909	68.80	0.82% 0.56		22/08/18 13:18:17	114,411 7,897,365.00
ARCELORMITTAL S.A. LU1598757687	24.565	0.80% 0.20		22/08/18 13:18:03	994,197 24,230,707.00
ASM INTERNATIONAL N.V. NL0000334118	304.90	2.97% 8.80		22/08/18 13:18:29	75,569 22,801,186.00
ASML HOLDING N.V. NL0010273215	552.20	1.53% 8.30		22/08/18 13:18:34	183,236 100,561,743.00
BE SEMICONDUCTOR INDUSTRI... NL0012866412	53.54	4.12% 2.12		22/08/18 13:18:04	278,137 14,664,633.00
HEINEKEN N.V. NL0000009165	95.98	0.10% 0.10		22/08/18 13:18:29	90,304 8,647,421.00
IMCD N.V. NL0010801007	154.35	0.10% 0.15		22/08/18 13:18:28	62,933 9,552,202.00
ING GROEP N.V. NL0011821202	9.276	-0.13% -0.01		22/08/18 13:18:36	3,392,035 31,413,419.00
JUST EAT TAKEAWAY.COM NV NL0012015705	16.806	-2.57% -0.44		22/08/18 13:18:32	784,490 13,327,308.00
KONINKLIJKE AHOLD DELHAIZ... NL0011794037	28.135	0.11% 0.03		22/08/18 13:18:32	539,851 15,170,554.00
KONINKLIJKE DSM NV NL0000009827	145.50	0.80% 1.15		22/08/18 13:18:18	93,762 13,623,341.00
KONINKLIJKE KPN NV NL0000009082	3.218	0.41% 0.01		22/08/18 13:18:27	2,189,120 7,040,749.00
KONINKLIJKE PHILIPS NV NL0000009538	18.874	-1.46% -0.28		22/08/18 13:18:29	1,662,199 31,257,694.00
NN GROUP N.V. NL0010773842	42.82	0.07% 0.03		22/08/18 13:18:27	296,689 12,722,501.00
PROSUS N.V. NL0013654783	64.14	-0.68% -0.44		22/08/18 13:18:28	693,628 44,408,740.00
RANDSTAD N.V. NL0000379121	48.55	0.56% 0.27		22/08/18 13:18:07	95,203 4,628,089.00
RELX PLC GB00B2B0DG97	28.34	0.18% 0.05		22/08/18 13:18:36	219,172 6,202,284.00
SHELL PLC GB00BP6MXD84	25.95	0.39% 0.10		22/08/18 13:18:33	4,438,248 115,350,577.00
SIGNIFY N.V. NL0011821392	31.32	1.39% 0.43		22/08/18 13:15:54	70,020 2,183,306.00
UNILEVER PLC GB00B10RZP78	46.46	-0.45% -0.21		22/08/18 13:18:03	442,138 20,580,890.00
UNIVERSAL MUSIC GROUP B.V... NL0015000IY2	21.37	-0.05% -0.01		22/08/18 13:18:04	296,425 6,315,622.00
WFD UNIBAIL RODAMCO NV FR0013326246	57.68	0.91% 0.52		22/08/18 13:18:06	122,446 7,010,401.00
WOLTERS KLUWER NV NL0000395903	105.65	0.86% 0.90		22/08/18 13:11:41	141,509 14,888,035.00