

AMSTERDAM EXCHANGES INDEX

ISIN: NL0000000107 WKN: -

Overview

2022/08/15 12:12:15

Price

725.66 EURDifference  -0.01% (-0.10)

General attributes

ISIN	NL0000000107
Symbol	-
Country	Netherlands
Instruments in index	25
Type of index	Price Index
Security type	Index

Market data

Open	729.67 EUR
High	730.39 EUR
Low	725.66 EUR
Close (prev. day)	725.76 EUR
Trading volume (m)	13,134,612
Volume (pcs)	365,999,124

Top 5

Name 	Price	+ - (%) 	Trend 
JUST EAT T...	18.184	+3.86	
WOLTERS KL...	105.25	+1.20	
KONINKLIJK...	27.40	+1.09	
UNIVERSAL ...	21.625	+0.86	
IMCD N.V.	153.75	+0.75	

Intraday 1w 1m 6m 1y 3y

Flop 5

Name 	Price	+ - (%) 	Trend 
NN GROUP N...	42.12	-2.95	
AEGON N.V.	4.769	-2.37	
SHELL PLC	25.735	-1.77	
RANDSTAD N...	48.77	-1.47	
ARCELORMIT...	24.265	-0.70	

Intraday 1w 1m 6m 1y 3y

5y



Information about previous performance does not guarantee future performance.

Source: FactSet

Recent research

on market

Date	Headline	Download
2022/08/12	 Week Ahead	
2022/08/12	 Wochenausblick	
2022/08/08	 Global Equity Ratings	
2022/08/08	 Aktienempfehlungen Global	
2022/08/08	 Marktkommentar	

Futures and Options

Related Futures -

Related Options -

Details

2022/08/15 12:12:15

Price

725.66 EUR

Difference

**-0.01%** (-0.10)

General attributes

ISIN NL0000000107

Symbol -

Country Netherlands

Security type Index

Instruments in index 25

Market data

Open 729.67 EUR

High 730.39 EUR

Low 725.66 EUR

Close (prev. day) 725.76 EUR

Trading volume (m) 13,134,612

Volume (pcs) 365,999,124

Performance and Risk

	6m	1y	3y
Perf (%)	-4.69%	-6.38%	+33.87%
Perf (abs.)	-35.74	-49.48	+183.62
Beta	-	-	-
Volatility	24.46	20.71	21.79

























Information about previous performance does not guarantee future performance.

Source: FactSet

Price data

Ø price 5 days Ø volume 5 days (pcs.)	724.12 EUR (69,022,309)
Ø price 30 days Ø volume 30 days (pcs.)	698.67 EUR (74,878,840)
Ø price 100 days Ø volume 100 days (pcs.)	695.57 EUR (78,442,128)
Ø price 250 days Ø volume 250 days (pcs.)	742.57 EUR (82,150,052)
YTD High date	812.55 EUR (2022/01/04)
YTD Low date	632.02 EUR (2022/06/23)
52 Weeks High date	829.66 EUR (2021/11/18)
52 Weeks Low date	632.02 EUR (2022/06/23)

Composition

Name  ISIN	Price	Diff %  Diff +/-	Performance 	Date Time	Turnover Pc.  Turnover Money 
ADYEN NV NL0012969182	1,853.00	0.37% 6.80		22/08/15 12:12:05	12,330 22,958,231.00
AEGON N.V. NL0000303709	4.769	-2.37% -0.12		22/08/15 12:12:18	2,747,708 13,268,672.00
AKZO NOBEL N.V. NL0013267909	69.86	-0.17% -0.12		22/08/15 12:12:00	93,025 6,530,232.00
ARCELORMITTAL S.A. LU1598757687	24.265	-0.70% -0.17		22/08/15 12:12:07	572,958 13,978,014.00
ASM INTERNATIONAL N.V. NL0000334118	302.25	0.68% 2.05		22/08/15 12:12:01	43,200 13,064,046.00
ASML HOLDING N.V. NL0010273215	555.80	0.47% 2.60		22/08/15 12:12:18	112,831 62,688,667.00
BE SEMICONDUCTOR INDUSTRI... NL0012866412	53.70	-0.11% -0.06		22/08/15 12:12:05	105,062 5,661,095.00
HEINEKEN N.V. NL0000009165	94.96	0.49% 0.46		22/08/15 12:12:13	64,558 6,126,542.00
IMCD N.V. NL0010801007	153.75	0.75% 1.15		22/08/15 12:12:02	18,462 2,845,430.00
ING GROEP N.V. NL0011821202	9.46	-0.32% -0.03		22/08/15 12:12:18	2,109,063 20,061,027.00
JUST EAT TAKEAWAY.COM NV NL0012015705	18.184	3.86% 0.68		22/08/15 12:12:17	1,061,890 18,988,308.00
KONINKLIJKE AHOLD DELHAIZ... NL0011794037	27.40	1.09% 0.30		22/08/15 12:12:08	418,717 11,430,187.00
KONINKLIJKE DSM NV NL0000009827	146.50	0.38% 0.55		22/08/15 12:12:03	96,198 14,109,985.00
KONINKLIJKE KPN NV NL0000009082	3.143	0.38% 0.01		22/08/15 12:11:24	1,274,960 3,998,690.00
KONINKLIJKE PHILIPS NV NL0000009538	19.506	0.41% 0.08		22/08/15 12:12:17	443,960 8,699,370.00
NN GROUP N.V. NL0010773842	42.12	-2.95% -1.28		22/08/15 12:12:04	500,538 21,377,454.00
PROSUS N.V. NL0013654783	63.11	0.38% 0.24		22/08/15 12:12:03	322,214 20,386,213.00
RANDSTAD N.V. NL0000379121	48.77	-1.47% -0.73		22/08/15 12:12:18	56,239 2,757,955.00
RELX PLC GB00B2B0DG97	28.22	0.39% 0.11		22/08/15 12:12:03	182,306 5,142,894.00
SHELL PLC GB00BP6MXD84	25.735	-1.77% -0.47		22/08/15 12:12:13	2,104,428 54,680,926.00
SIGNIFY N.V. NL0011821392	31.85	0.38% 0.12		22/08/15 12:12:02	75,746 2,408,286.00
UNILEVER PLC GB00B10RZP78	46.34	0.34% 0.16		22/08/15 12:12:02	350,326 16,224,240.00
UNIVERSAL MUSIC GROUP B.V... NL0015000IY2	21.625	0.86% 0.19		22/08/15 12:12:16	222,486 4,803,080.00
WFD UNIBAIL RODAMCO NV FR0013326246	61.09	0.44% 0.27		22/08/15 12:12:18	46,214 2,817,768.00
WOLTERS KLUWER NV NL0000395903	105.25	1.20% 1.25		22/08/15 12:11:39	106,306 11,143,021.00