

IBEX 35

ISIN: **ES0SI0000005** WKN: -

Overview

2024/04/26 17:37:24

Price

11,154.60 EUR

Difference ▲ 1.56% (170.90)

General attributes

ISIN	ES0SI0000005
Symbol	-
Country	Spain
Instruments in index	35
Type of index	Price Index
Security type	Index

Market data

Open	11,044.50 EUR
High	11,168.70 EUR
Low	11,037.00 EUR
Close (prev. day)	10,983.70 EUR
Trading volume (m)	188,661,563
Volume (pcs)	1,153,904,808



Information about previous performance does not guarantee future performance.
Source: FactSet

Top 5

Name	Price	+ - (%)	Trend
BANCO BILB...	10.985	+4.57	▲
ACCIONA SA...	109.20	+4.10	▲
GRIFOLS SA	8.386	+3.71	▲
BANCO DE S...	1.691	+3.27	▲
CORPORACIO...	19.27	+2.72	▲

Intraday 1w 1m 6m 1y 3y

Flop 5

Name	Price	+ - (%)	Trend
REPSOL SA ...	14.72	-1.90	▼
REDEIA COR...	15.57	-0.45	→
ACERINOX S...	10.13	-0.10	→
NATURGY EN...	23.36	-0.09	→

Intraday 1w 1m 6m 1y 3y

Futures and Options

Related Futures -

Recent research

on market			
Date		Headline	Download
2024/04/26		Week Ahead	Download
2024/04/26		Wochenausblick	Download
2024/04/26		Global Equity Ratings	Download
2024/04/26		Aktienempfehlungen Global	Download
2024/04/24		Credit Markets Weekly	Download

Related Options

-

Details

2024/04/26 17:37:24

Price

11,154.60 EUR

 Difference ▲ 1.56% (170.90)

General attributes

ISIN ES0SI0000005

Symbol -

Country Spain

Security type Index

Instruments in index 35

Market data

Open 11,044.50 EUR

High 11,168.70 EUR

Low 11,037.00 EUR

Close (prev. day) 10,983.70 EUR

Trading volume (m) 188,661,563

Volume (pcs) 1,153,904,808

Performance and Risk

	6m	1y	3y
Perf (%)	+24.45%	+20.02%	+28.19%
Perf (abs.)	+2,191.80	+1,860.90	+2,452.70
Beta	-	-	-
Volatility	12.12	12.32	16.51






Information about previous performance does not guarantee future performance.

Source: FactSet

Price data

Ø price 5 days Ø volume 5 days (pcs.)	11,026.34 EUR (186,167,298)
Ø price 30 days Ø volume 30 days (pcs.)	10,846.90 EUR (174,066,291)
Ø price 100 days Ø volume 100 days (pcs.)	10,306.60 EUR (152,174,650)
Ø price 250 days Ø volume 250 days (pcs.)	9,756.39 EUR (135,574,980)
YTD High date	11,168.70 EUR (2024/04/26)
YTD Low date	9,798.80 EUR (2024/01/18)
52 Weeks High date	11,168.70 EUR (2024/04/26)
52 Weeks Low date	8,879.30 EUR (2023/10/26)

Composition

Name  ISIN	Price	Diff %  Diff +/-	Performance 	Date Time	Turnover Pc.  Turnover Money 
ACCIONA SA EUR1 ES0125220311	109.20	4.10% 4.30		24/04/26 17:35:26	122,825 13,420,795.60
ACERINOX SA ES0132105018	10.13	-0.10% -0.01		24/04/26 17:35:26	696,875 7,079,009.65
ACS ACTIVIDADES DE CONSTR... ES0167050915	37.82	0.32% 0.12		24/04/26 17:35:26	522,897 19,773,696.18
AENA SA ES0105046009	175.80	0.74% 1.30		24/04/26 17:37:51	206,424 36,310,567.30
AMADEUS IT GROUP SA ES0109067019	59.64	0.74% 0.44		24/04/26 17:35:31	604,607 36,055,833.70
ARCELORMITTAL S.A. LU1598757687	23.76	0.93% 0.22		24/04/26 17:35:26	427,981 10,243,196.53
BANCO BILBAO VIZCA ES0113211835	10.985	4.57% 0.48		24/04/26 17:39:08	13,567,623 147,828,451.76
BANCO DE SABADELL SA EUR0... ES0113860A34	1.691	3.27% 0.05		24/04/26 17:39:51	49,306,858 83,399,969.32
BANCO SANTANDER SA ES0113900J37	4.8505	2.16% 0.10		24/04/26 17:43:23	41,115,322 199,446,251.80
BANKINTER SA ES0113679I37	7.326	0.25% 0.02		24/04/26 17:35:26	2,225,437 16,283,792.76
CAIXABANK SA ES0140609019	5.114	1.95% 0.10		24/04/26 17:35:26	15,701,727 80,006,811.69
CELLNEX TELECOM SA ES0105066007	31.39	0.74% 0.23		24/04/26 17:44:40	1,167,670 36,658,100.38
CORPORACION ACCIONA ENERG... ES0105563003	19.27	2.72% 0.51		24/04/26 17:35:26	575,474 11,172,414.10
ENAGAS SA EUR1.50 ES0130960018	13.78	0.44% 0.06		24/04/26 17:35:28	861,265 11,881,949.20
ENDESA SA ES0130670112	17.055	0.71% 0.12		24/04/26 17:37:04	1,110,360 18,911,473.86
FERROVIAL SE NL0015001FS8	33.70	0.00% 0.00		24/04/26 17:35:26	872,454 29,351,880.32
FLUIDRA SA ES0137650018	19.93	1.37% 0.27		24/04/26 17:36:11	304,434 6,077,897.66
GRIFOLS SA ES0171996087	8.386	3.71% 0.30		24/04/26 17:35:26	1,738,773 14,494,282.19
IBERDROLA SA EUR0.75 ES0144580Y14	11.61	1.31% 0.15		24/04/26 17:35:26	6,730,718 78,064,307.63
INDRA SISTEMAS S.A. CLASS... ES0118594417	18.20	0.55% 0.10		24/04/26 17:35:26	348,624 6,329,031.49
INDUSTRIA DE DISENO TEXTI... ES0148396007	45.34	1.43% 0.64		24/04/26 17:39:35	1,441,592 65,120,064.58
INMOBILIARIA COLONIAL SOC... ES0139140174	5.56	1.92% 0.11		24/04/26 17:35:26	695,060 3,870,829.07
INTERNATIONAL CONSOLIDATE... ES0177542018	2.055	0.15% 0.00		24/04/26 17:35:26	9,379,785 19,414,974.36
LABORATORIOS FARMACEUTICO... ES0157261019	85.00	0.35% 0.30		24/04/26 17:35:26	79,264 6,678,748.35
LOGISTA HOLDINGS ES0105027009	25.46	0.32% 0.08		24/04/26 17:35:26	169,249 4,313,925.98

MAPFRE SA ES0124244E34	2.284	0.18% 0.00		24/04/26 17:42:54	3,235,849 7,383,448.14
MELIA HOTELS INTERNATIONA... ES0176252718	7.415	0.61% 0.05		24/04/26 17:35:26	415,614 3,084,737.32
MERLIN PROPERTIES SOCIMI ... ES0105025003	10.56	2.03% 0.21	■	24/04/26 17:35:26	669,518 7,061,270.66
NATURGY ENERGY GROUP SA ES0116870314	23.36	-0.09% -0.02		24/04/26 17:35:26	495,872 11,601,374.72
REDEIA CORPORATION SA ES0173093024	15.57	-0.45% -0.07		24/04/26 17:35:26	914,085 14,239,729.92
REPSOL SA EUR1 ES0173516115	14.72	-1.90% -0.28		24/04/26 17:42:27	4,068,927 60,037,915.92
SACYR SA ES0182870214	3.322	0.36% 0.01		24/04/26 17:37:56	1,263,997 4,211,678.74
SOLARIA ENERGIA Y MEDIO A... ES0165386014	9.565	0.68% 0.07		24/04/26 17:35:26	1,057,395 10,212,187.86
TELEFÓNICA SA ES0178430E18	4.222	1.73% 0.07	■	24/04/26 17:35:26	16,449,164 69,179,479.82
UNICAJA BANCO S.A.U. EUR0... ES0180907000	1.195	1.10% 0.01		24/04/26 17:35:26	11,739,844 13,999,198.96