

## INTERNATIONAL BUS MACHINE CORP

ISIN: **US4592001014** WKN: **459200101**

## Overview

2024/06/28 17:35:20

Price  
118.95 USDDifference  0.00% (0.00)

## General attributes

|                |                       |
|----------------|-----------------------|
| ISIN           | US4592001014          |
| Symbol         | IBM                   |
| Exchange       | London Stock Exchange |
| Currency       | USD                   |
| Sector         | Technology            |
| Security type  | Stock                 |
| Market cap (m) | 148,376 EUR           |
| Benchmark      | S&P 500               |

## Market data

|                   |                 |
|-------------------|-----------------|
| Bid (Bid size)    | 116.00 USD (20) |
| Ask (Ask size)    | - USD (0)       |
| Open              | 118.95 USD      |
| High              | 118.95 USD      |
| Low               | 118.95 USD      |
| Close (prev. day) | 118.95 USD      |
| VWAP              | 171.30 USD      |
| Volume (pcs)      | 598             |
| Trading volume    | -               |
| Number of trades  | 10              |
| Last size         | -               |

## Futures and Options











|                 |    |
|-----------------|----|
| Related Futures | 15 |
| Related Options | -  |

5y



Information about previous performance does not guarantee future performance.  
Source: FactSet

## Recent research

| on instrument | on sector   | on market   |
|---------------|---|---|
| Date          | Headline  | Download  |
| 2024/06/21    |  Global Equity Ratings     |  |
| 2024/06/21    |  Aktienempfehlungen Global |  |
| 2024/06/14    |  Global Equity Ratings     |  |
| 2024/06/14    |  Aktienempfehlungen Global |  |
| 2024/05/29    |  Global Equity Ratings     |  |

## Details

2024/06/28 17:35:20

## Price

118.95 USD

Difference ➔ 0.00% (0.00)

## General attributes

|                |                       |
|----------------|-----------------------|
| ISIN           | US4592001014          |
| Symbol         | IBM                   |
| Exchange       | London Stock Exchange |
| Currency       | USD                   |
| Sector         | Technology            |
| Security type  | Stock                 |
| Market cap (m) | 148,376 EUR           |
| Benchmark      | S&P 500               |

## Market data

|                   |                 |
|-------------------|-----------------|
| Bid (Bid size)    | 116.00 USD (20) |
| Ask (Ask size)    | - USD (0)       |
| Open              | 118.95 USD      |
| High              | 118.95 USD      |
| Low               | 118.95 USD      |
| Close (prev. day) | 118.95 USD      |
| VWAP              | 171.30 USD      |
| Volume (pcs)      | 598             |
| Trading volume    | -               |
| Number of trades  | 10              |
| Last size         | -               |

## Performance and Risk

|             | 6m     | 1y     | 3y      |
|-------------|--------|--------|---------|
| Perf (%)    | +0.00% | +0.00% | -20.17% |
| Perf (abs.) | +0.00  | +0.00  | -30.05  |
| Beta        | 1.00   | 0.70   | 0.56    |
| Volatility  | 131.83 | 114.99 | 69.82   |

5y



Information about previous performance does not guarantee future performance.  
Source: FactSet

## Price data

|   |                         |
|---|-------------------------|
| Ø price 5 days   Ø volume 5 days (pcs.)     | 118.95 USD (347)        |
| Ø price 30 days   Ø volume 30 days (pcs.)   | 118.95 USD (342)        |
| Ø price 100 days   Ø volume 100 days (pcs.) | 120.35 USD (2,049)      |
| Ø price 250 days   Ø volume 250 days (pcs.) | 119.99 USD (1,057)      |
| YTD High   date                             | 198.61 USD (2024/03/12) |
| YTD Low   date                              | 118.95 USD (2024/01/02) |
| 52 Weeks High   date                        | 198.61 USD (2024/03/12) |
| 52 Weeks Low   date                         | 118.95 USD (2023/06/29) |

## Arbitrage views

| Exchange <span style="color: green;">➔</span> | Date       | Time  | Price      | Trading volume (mio.) | Number of trades |
|---|------------|-------|------------|-----------------------|------------------|
| Xetra   | 2024/06/28 | 17:35 | 161.10 EUR | 0.12                  | 43               |
| Vienna Stock Exchange                         | 2024/06/28 | 17:32 | 160.78 EUR | 0.00                  | 3                |
| Tradegate                                     | 2024/06/28 | 22:26 | 161.54 EUR | 0.36                  | 68               |
| Stuttgart                                     | 2024/06/28 | 21:08 | 160.66 EUR | 0.00                  | 5                |
| SIX Swiss Exchange                            | 2023/      | 17:35 | 130.00 USD | 0.00                  | 1                |

|  |                |       |            |        |  |        |
|--|----------------|-------|------------|--------|--|--------|
|  | 03/21          |       |            |        |  |        |
| SIX Swiss Exchange                         | 2022/<br>07/07 | 17:35 | 135.00 CHF | 0.00   |  | 1      |
| NYSE                                       | 2024/<br>06/28 | 22:00 | 172.95 USD | 724.53 |  | 50,459 |
| Munich                                     | 2024/<br>06/28 | 08:04 | 159.96 EUR | 0.00   |  | 2      |
| London Stock Exchange                      | 2024/<br>06/28 | 17:35 | 118.95 USD | 0.00   |  | 10     |
| Hanover                                    | 2024/<br>06/28 | 08:16 | 159.64 EUR | 0.00   |  | 3      |
| Hamburg                                    | 2024/<br>06/28 | 21:40 | 161.56 EUR | 0.00   |  | 2      |
| Frankfurt                                  | 2024/<br>06/28 | 16:27 | 161.46 EUR | 0.17   |  | 19     |
| Euronext Milan MTF Trading<br>After Hours  | 2024/<br>06/13 | 18:13 | 156.44 EUR | 0.00   |  | 1      |
| Euronext Milan MTF Global<br>Equity Market | 2024/<br>06/28 | 17:44 | 160.88 EUR | 0.00   |  | 2      |
| Duesseldorf                                | 2024/<br>06/28 | 19:31 | 161.24 EUR | 0.00   |  | 7      |
| Berlin                                     | 2024/<br>06/28 | 20:32 | 160.86 EUR | 0.00   |  | 2      |

## Company profile

### Company Logo



### Contact Details

INTERNATIONAL BUSINESS MACHINES  
CORP.

--

1 New Orchard Road - 10504-1722 Armonk

Telefon: +1-914-499-1900

Fax: +1-914-765-6021

E-mail: infoibm@us.ibm.com

### Company Profile

-

#### Members of Management Board

|                     |                               |
|---------------------|-------------------------------|
| Martha Pollack      | Member of Board of Directors  |
| Thomas Buberl       | Member of Board of Directors  |
| Alex Gorsky         | Member of Board of Directors  |
| Alfred Zollar       | Member of Board of Directors  |
| Andrew Liveris      | Member of Board of Directors  |
| David Farr          | Member of Board of Directors  |
| Frederick McNabb    | Member of Board of Directors  |
| Frederick Waddell   | Member of Board of Directors  |
| Marianne Brown      | Member of Board of Directors  |
| Michael Miebach     | Member of Board of Directors  |
| Michelle Howard     | Member of Board of Directors  |
| Peter Voser         | Member of Board of Directors  |
| Arvind Krishna      | Chairman of Managing Board    |
| James J. Kavanaugh  | Member of Executive Committee |
| Jonathan Adashek    | Member of Executive Committee |
| Kelly Chambliss     | Member of Executive Committee |
| Nickle J. LaMoreaux | Member of Executive Committee |
| Sebastian Krause    | Member of Executive Committee |