

# CRAYON GROUP HOLDING ASA

ISIN: **NO0010808892** WKN: -

## Overview

2022/09/23 08:01:55

**Price**  
8.15 EUR

**Difference**  -1.81% (-0.15)

### General attributes

ISIN	NO0010808892
Symbol	CRAYN
Exchange	Munich
Currency	EUR
Sector	IT-Technology
Security type	Stock
Market cap (m)	688 EUR
Benchmark	NORWAY OSLO BORS ALL SHARE(TRG)

### Market data

Bid (Bid size)	-
Ask (Ask size)	-
Open	8.15 EUR
High	8.15 EUR
Low	8.15 EUR
Close (prev. day)	8.30 EUR
VWAP	14.36 EUR
Volume (pcs)	0
Trading volume	0.00
Number of trades	1
Last size	0

### Futures and Options




Related Futures	-
Related Options	-

5y



Information about previous performance does not guarantee future performance.  
Source: FactSet

### Recent research

on sector			
Date		Headline	Download
2022/09/19		Aktienempfehlungen Österreich	
2022/09/05		Aktienempfehlungen Österreich	
2022/09/01		Global Equity Ratings	
2022/09/01		Aktienempfehlungen Global	
2022/08/25		Global Equity Ratings	

## Details

2022/09/23 08:01:55

**Price**

8.15 EUR

**Difference** ▼ -1.81% (-0.15)

**General attributes**

ISIN	NO0010808892
Symbol	CRAYN
Exchange	Munich
Currency	EUR
Sector	IT-Technology
Security type	Stock
Market cap (m)	688 EUR
Benchmark	NORWAY OSLO BORS ALL SHARE(TRG)

**Market data**

Bid (Bid size)	-
Ask (Ask size)	-
Open	8.15 EUR
High	8.15 EUR
Low	8.15 EUR
Close (prev. day)	8.30 EUR
VWAP	14.36 EUR
Volume (pcs)	0
Trading volume	0.00
Number of trades	1
Last size	0

**Performance and Risk**

	6m	1y	3y
Perf (%)	-57.44%	-47.79%	-
Perf (abs.)	-11.00	-7.46	-
Beta	0.88	0.80	1.01
Volatility	51.55	48.16	92.39

5y



Information about previous performance does not guarantee future performance.  
Source: FactSet

**Price data**

Ø price 5 days   Ø volume 5 days (pcs.)	8.32 EUR (0)
Ø price 30 days   Ø volume 30 days (pcs.)	10.83 EUR (0)
Ø price 100 days   Ø volume 100 days (pcs.)	12.72 EUR (0)
Ø price 250 days   Ø volume 250 days (pcs.)	15.45 EUR (4)
YTD High   date	20.12 EUR (2022/03/01)
YTD Low   date	8.15 EUR (2022/09/23)
52 Weeks High   date	20.34 EUR (2021/11/09)
52 Weeks Low   date	8.15 EUR (2022/09/23)

**Arbitrage views**

Exchange	Date	Time	Price	Trading volume (mio.)	Number of trades
Tradegate	2022/09/23	22:09	7.71 EUR	0.00	1
Stuttgart	2022/09/23	15:34	7.73 EUR	0.00	10
Munich	2022/09/23	08:01	8.15 EUR	0.00	1
Frankfurt	2022/09/23	12:22	7.615 EUR	0.00	6
First North	2022/09/23	15:40	80.00 NOK	0.02	2

Stockholm	23					
FINRA other OTC Issues	2022/09/14	20:10	9.45 USD	0.01		1
Duesseldorf	2022/09/23	21:00	7.585 EUR	0.00		13
Berlin	2022/09/23	21:34	7.68 EUR	0.00		15

## Company profile

### Company Logo



### Company Profile

-

### Contact Details

CRAYON GROUP HOLDING

--

----

Telefon: -

Fax: -

E-mail: -