

SDAX

: DE0009653386 : -

Overview

13.09.2024 17:50:00

13.540,43 EUR

 1,68% (223,30)

General attributes

ISIN	DE0009653386
Symbol	SDXP
Country	Germany
Instruments in index	70
Type of index	Performance Index
Security type	Index

Market data

Open	13,347.23 EUR
High	13,565.61 EUR
Low	13,347.23 EUR
Close (prev. day)	13,317.13 EUR
Trading volume (m)	4,213,129
Volume (pcs)	54,387,616

Top 5

Name	Price	+ - (%)	Trend
ADESSO AG	60.30	+5.98	
DÜRR AG	19.43	+5.83	
PNE AG	11.76	+5.19	
DOUGLAS AG	20.00	+5.10	
CECONOMY A...	2.724	+4.05	

Intraday 1w 1m 6m 1y 3y

5

Name	Price	+ - (%)	Trend
IONOS GROU...	23,60	-1,05	
KSB AG VZ	562,00	-0,71	
ELMOS SEMI...	66,60	-0,45	
KWS SAAT S...	66,40	-0,30	
PVA TEPLA ...	12,27	-0,24	

5y







Information about previous performance does not guarantee future performance.

Source: FactSet

Recent research

on market

Date	Headline	Download
2024/09/13	 Week Ahead	
2024/09/13	 Wochenausblick	
2024/09/12	 ECB cuts further	
2024/09/12	 EZB senkt weiter	
2024/09/11	 EU Green Deal - a lot of work awaits Europe	

Futures and Options

Related Futures -

Related Options -

Details

2024/09/13 17:50:00

Price

13,540.43 EURDifference  1.68% (223.30)

General attributes

ISIN DE0009653386

Symbol SDXP

Country Germany

Security type Index

Instruments in index 70

13.347,23 EUR

13.565,61 EUR

13.347,23 EUR

13.317,13 EUR

4.213.129

54.387.616

Performance and Risk

	6m	1y	3y
Perf (%)	-3.36%	+3.71%	-20.90%
Perf (abs.)	-470.37	+484.15	-3,576.10
Beta	-	-	-
Volatility	15.52	16.38	20.42



Information about previous performance does not guarantee future performance.


Source: FactSet

Price data

Ø price 5 days Ø volume 5 days (pcs.)	13,359.80 EUR (4,543,341)
Ø price 30 days Ø volume 30 days (pcs.)	13,683.60 EUR (5,840,387)
Ø price 100 days Ø volume 100 days (pcs.)	14,360.67 EUR (5,587,609)
Ø price 250 days Ø volume 250 days (pcs.)	13,810.74 EUR (3,045,212)
YTD High date	15,337.24 EUR (2024/05/28)
YTD Low date	12,940.72 EUR (2024/08/05)
52 Weeks High date	15,337.24 EUR (2024/05/28)
52 Weeks Low date	11,973.73 EUR (2023/10/26)

Composition

Name  ISIN	Price	Diff %  Diff +/-	Performance 	Date Time	Turnover Pc.  Turnover Money 
1&1 AG DE0005545503	13.48	0.30% 0.04		24/09/13 17:35:08	27,559 372,964.96
ADESSO AG DE000A0Z23Q5	60.30	5.98% 3.40		24/09/13 17:35:14	12,201 731,546.10
ADTRAN HOLDINGS INC. US00486H1059	4.878	2.20% 0.11		24/09/13 17:35:17	3,983 19,284.73
ADTRAN NETWORKS SE DE0005103006	19.40	0.10% 0.02		24/09/13 17:35:13	2,897 56,190.80
AMADEUS FIRE AG DE0005093108	92.20	1.88% 1.70		24/09/13 17:35:16	5,369 492,114.80
ATOSS SOFTWARE SE DE0005104400	118.20	0.00% 0.00		24/09/13 17:35:04	9,383 1,107,899.20
AUTO1 GRP NPV DE000A2LQ884	8.39	2.82% 0.23		24/09/13 17:35:18	195,491 1,619,045.33
BAYWA AG DE0005194062	11.72	1.56% 0.18		24/09/13 17:35:28	12,154 142,432.68
BORUSSIA DORTMUND GMBH &C... DE0005493092	3.71	2.06% 0.08		24/09/13 17:35:28	111,675 413,961.89
CANCOM SE DE0005419105	27.78	1.02% 0.28		24/09/13 17:35:10	29,668 823,007.08
CECONOMY AG DE0007257503	2.724	4.05% 0.11		24/09/13 17:35:08	250,282 681,935.70
CEWE STIFTUNG & CO. KGAA DE0005403901	102.00	0.99% 1.00		24/09/13 17:35:27	5,301 538,205.00
COMPUGROUP MEDICAL SE & C... DE000A288904	14.09	2.40% 0.33		24/09/13 17:35:26	131,532 1,843,172.55
DERMAPHARM HOLDING SE DE000A2GS5D8	33.20	1.53% 0.50		24/09/13 17:35:21	11,945 393,561.40
DEUTSCHE BETEILIGUNGS AG DE000A1TNUT7	24.10	1.47% 0.35		24/09/13 17:35:06	5,311 126,933.05
DEUTSCHE PFANDBRIEFBANK A... DE0008019001	5.675	2.53% 0.14		24/09/13 17:35:17	119,446 673,971.43
DEUTSCHE WOHNEN SE DE000A0HN5C6	23.05	0.22% 0.05		24/09/13 17:41:32	41,651 962,129.55
DEUTZ AG DE0006305006	4.56	2.66% 0.12		24/09/13 17:35:28	148,526 675,309.36
DOUGLAS AG DE000BEAU7Y1	20.00	5.10% 0.97		24/09/13 17:35:16	177,554 3,512,870.24
DRÄGERWERK AG & CO. KGAA ... DE0005550636	45.40	2.37% 1.05		24/09/13 17:35:14	8,046 363,389.75
DWS GROUP GMBH & CO. KGAA DE000DWS1007	35.68	1.13% 0.40		24/09/13 17:35:27	50,279 1,790,587.70
DÜRR AG DE0005565204	19.43	5.83% 1.07		24/09/13 17:35:20	201,348 3,902,538.71
ECKERT & ZIEGLER SE DE0005659700	41.30	2.38% 0.96		24/09/13 17:35:22	12,723 524,126.84
ELMOS SEMICONDUCTOR SE DE0005677108	66.60	-0.45% -0.30		24/09/13 17:35:06	20,556 1,354,600.10
ENERGIEKONTOR AG DE0005313506	56.20	0.90% 0.50		24/09/13 17:35:01	10,256 575,489.20

FIELMANN GROUP AG DE0005772206	47.05	0.75% 0.35		24/09/13 17:35:11	35,548 1,668,562.35
FLATEXDEGIRO AG DE000FTG1111	12.37	0.81% 0.10		24/09/13 17:35:20	61,587 761,979.03
GFT TECHNOLOGIES AG DE0005800601	21.60	1.41% 0.30		24/09/13 17:35:22	16,528 355,967.60
GRAND CITY PROPERTIES S.A... LU0775917882	13.01	1.96% 0.25		24/09/13 17:35:03	97,373 1,265,724.87
GRENKE AG DE000A161N30	22.45	2.51% 0.55		24/09/13 17:35:12	104,425 2,325,001.10
HAMBORNER REIT AG DE000A3H2333	6.53	0.77% 0.05		24/09/13 17:35:14	116,781 760,820.06
HEIDELBERGER DRUCKMASCHIN... DE0007314007	1.022	2.71% 0.03		24/09/13 17:35:09	251,626 257,023.30
HORNBAACH HOLDING AG & CO.... DE0006083405	81.70	2.13% 1.70		24/09/13 17:35:10	18,908 1,532,669.40
HYPOPORT SE DE0005493365	270.00	3.69% 9.60		24/09/13 17:35:07	5,717 1,542,653.20
INDUS HOLDING AG DE0006200108	21.90	1.15% 0.25		24/09/13 17:36:01	7,536 164,465.15
IONOS GROUP SE NPV DE000A3E00M1	23.60	-1.05% -0.25		24/09/13 17:35:03	64,818 1,526,237.35
JOST WERKE SE DE000JST4000	41.75	1.46% 0.60		24/09/13 17:35:05	9,781 406,470.70
KLOECKNER & CO. SE DE000KC01000	4.975	2.79% 0.14		24/09/13 17:35:03	33,811 167,426.56
KONTRON AG AT0000A0E9W5	16.24	0.43% 0.07		24/09/13 17:35:16	55,716 904,392.87
KSB AG VZ DE0006292030	562.00	-0.71% -4.00		24/09/13 17:35:02	632 353,984.00
KWS SAAT SE & CO. KGAA DE0007074007	66.40	-0.30% -0.20		24/09/13 17:35:16	4,956 329,010.10
MEDIOS AG DE000A1MMCC8	16.24	0.62% 0.10		24/09/13 17:35:15	15,457 252,296.12
METRO AG DE000BFB0019	4.625	0.87% 0.04		24/09/13 17:35:05	183,611 840,206.46
MLP SE DE0006569908	5.55	0.00% 0.00		24/09/13 17:35:10	5,555 30,624.82
MUTARES SE & CO. KGAA DE000A2NB650	28.50	1.42% 0.40		24/09/13 17:35:08	16,728 474,075.25
NAGARRO SE DE000A3H2200	74.70	3.32% 2.40		24/09/13 17:35:08	9,740 724,381.20
NORMA GROUP SE DE000A1H8BV3	14.66	1.24% 0.18		24/09/13 17:35:01	27,067 396,262.68
PATRIZIA SE DE000PAT1AG3	8.78	0.92% 0.08		24/09/13 17:35:22	31,789 279,877.29
PNE AG DE000A0JBPG2	11.76	5.19% 0.58		24/09/13 17:35:18	18,154 210,834.36
PROSIEBENSAT.1 MEDIA SE DE000PSM7770	5.305	1.82% 0.10		24/09/13 17:35:06	274,578 1,460,671.97
PVA TEPLA AG DE0007461006	12.27	-0.24% -0.03		24/09/13 17:35:14	74,944 921,902.49
RENK GROUP AG NPV DE000RENK730	22.90	1.46% 0.33		24/09/13 17:37:30	258,405 5,886,450.77
SAF-HOLLAND SE	16.12	1.51%		24/09/13	58,236

DE000SAFH001		0.24		17:35:29	931,287.26
SALZGITTER AG DE0006202005	14.79	2.92% 0.42		24/09/13 17:35:16	66,939 991,217.36
SCHAEFFLER AG NPV (NON VT... DE000SHA0159	4.198	1.89% 0.08		24/09/13 17:35:23	401,633 1,681,860.28
SCHOTT PHARMA AG & CO. KG... DE000A3ENQ51	32.36	1.89% 0.60		24/09/13 17:35:03	33,967 1,095,269.38
SFC ENERGY AG DE0007568578	20.40	1.49% 0.30		24/09/13 17:35:14	11,789 239,033.95
SGL CARBON SE DE0007235301	5.37	3.67% 0.19		24/09/13 17:35:09	76,890 410,837.57
SIXT SE DE0007231326	62.35	1.71% 1.05		24/09/13 17:35:01	21,355 1,329,442.65
SMA SOLAR TECHNOLOGY AG DE000A0DJ6J9	18.78	1.90% 0.35		24/09/13 17:36:36	132,794 2,510,810.63
STO SE & CO. KGAA VZ DE0007274136	116.80	1.04% 1.20		24/09/13 17:35:23	2,383 276,604.80
STRATEC SE DE000STRA555	41.55	2.34% 0.95		24/09/13 17:35:23	2,409 99,618.20
SUEDZUCKER AG DE0007297004	12.18	0.66% 0.08		24/09/13 17:35:05	41,986 510,239.78
SUSS MICROTEC SE DE000A1K0235	55.10	0.73% 0.40		24/09/13 17:35:08	42,923 2,353,224.40
TAKKT AG DE0007446007	9.48	2.05% 0.19		24/09/13 17:35:17	12,818 120,818.56
THYSENKRUPP NUCERA AG & ... DE000NCA0001	8.37	2.83% 0.23		24/09/13 17:35:01	119,910 1,002,100.20
VERBIO SE DE000A0JL9W6	15.80	1.15% 0.18		24/09/13 17:35:09	48,627 768,598.91
VITESCO TECHNOLOGIES GROU... DE000VTSC017	47.08	0.64% 0.30		24/09/13 17:35:07	2,199 104,291.34
VOSSLOH AG DE0007667107	46.00	0.44% 0.20		24/09/13 17:35:17	2,596 119,247.30
WACKER NEUSON SE DE000WACK012	13.66	2.40% 0.32		24/09/13 17:35:06	24,402 333,736.78