

SDAX

ISIN: DE0009653386 WKN: -

Overview

2024/07/12 17:30:00

Price









14,702.26 EUR

Difference  0.23% (34.44)

General attributes

ISIN	DE0009653386
Symbol	SDXP
Country	Germany
Instruments in index	70
Type of index	Performance Index
Security type	Index

Top 5

Name 	Price	+ - (%) 	Trend 
ELMOS SEMI...	81.50	+4.35	
SAF-HOLLAN...	18.62	+4.26	
HEIDELBERG...	1.272	+3.25	
ADTRAN HOL...	5.63	+2.96	
SCHOTT PHA...	33.28	+2.59	

Intraday 1w 1m 6m 1y 3y

Flo 5

Name 	Price	+ - (%) 	Trend 
IONOS GROU...	27.25	-8.25	
SUSS MICRO...	64.30	-6.54	
FIELMANN G...	43.15	-2.27	
RENK GROUP...	25.525	-2.02	
SGL CARBON...	6.62	-1.93	

Intraday 1w 1m 6m 1y 3y



5y



Information about previous performance does not guarantee future performance.
Source: FactSet

Recent research

on market

Date	Headline	Download
2024/07/12	 Week Ahead	
2024/07/12	 Wochenausblick	
2024/07/12	 Aktienempfehlungen Global	
2024/07/10	 Credit Markets Weekly (DE)	
2024/07/10	 Credit Markets Weekly	

More information on countries & regions

➤ Markets by Region

Details

2024/07/12 17:30:00

Price

14,702.26 EURDifference  0.23% (34.44)

General attributes

ISIN DE0009653386

Symbol SDXP

Country Germany

Security type Index

Instruments in index 70

Market data

Open 14,686.62 EUR

High 14,714.05 EUR

Low 14,594.59 EUR

Close (prev. day) 14,667.82 EUR

Trading volume (m) 4,484,707

Volume (pcs) 69,598,768

Performance and Risk

	6m	1y	3y
Perf (%)	+9.50%	+10.65%	-9.21%
Perf (abs.)	+1,272.34	+1,411.25	-1,487.71
Beta	-	-	-
Volatility	14.04	15.51	20.30



Information about previous performance does not guarantee future performance.

Source: FactSet

Price data

Ø price 5 days Ø volume 5 days (pcs.)	14,536.98 EUR (7,304,018)
Ø price 30 days Ø volume 30 days (pcs.)	14,658.18 EUR (7,480,004)
Ø price 100 days Ø volume 100 days (pcs.)	14,425.32 EUR (3,524,695)
Ø price 250 days Ø volume 250 days (pcs.)	13,699.24 EUR (2,124,834)
YTD High date	15,337.24 EUR (2024/05/28)
YTD Low date	13,230.25 EUR (2024/01/17)
52 Weeks High date	15,337.24 EUR (2024/05/28)
52 Weeks Low date	11,973.73 EUR (2023/10/26)

Composition

Name ISIN	Price	Diff % Diff +/-	Performance	Date Time	Turnover Pc. Turnover Money
1&1 AG DE0005545503	16.02	-0.62% -0.10		24/07/12 17:29:47	15,860 254,910.04
ADESSO AG DE000A0Z23Q5	91.30	1.11% 1.00		24/07/12 17:29:53	3,087 278,753.20
ADTRAN HOLDINGS INC. US00486H1059	5.15	2.96% 0.15		24/07/12 17:29:55	19,876 101,950.41
ADTRAN NETWORKS SE DE0005103006	19.26	-0.10% -0.02		24/07/12 17:28:59	11,237 216,803.36
AMADEUS FIRE AG DE0005093108	107.40	0.00% 0.00		24/07/12 17:26:42	2,010 214,881.40
ATOSS SOFTWARE SE DE0005104400	116.60	2.10% 2.40		24/07/12 17:29:58	6,660 773,009.00
AUTO1 GRP NPV DE000A2LQ884	6.835	1.26% 0.09		24/07/12 17:29:55	130,157 882,998.91
BAYWA AG DE0005194062	22.70	2.48% 0.55		24/07/12 16:18:39	19,464 438,662.15
BORUSSIA DORTMUND GMBH &C... DE0005493092	3.655	0.14% 0.01		24/07/12 17:29:59	47,188 172,192.17
CANCOM SE DE0005419105	33.02	1.23% 0.40		24/07/12 17:29:56	15,800 517,442.92
CECONOMY AG DE0007257503	2.966	0.41% 0.01		24/07/12 17:22:55	156,933 464,410.28
CEWE STIFTUNG & CO. KGAA DE0005403901	100.00	0.00% 0.00		24/07/12 17:10:17	1,593 158,458.70
COMPUGROUP MEDICAL SE & C... DE000A288904	16.00	-0.74% -0.12		24/07/12 17:29:29	568,804 9,173,099.31
DERMAPHARM HOLDING SE DE000A2GS5D8	35.95	-0.55% -0.20		24/07/12 17:21:40	4,226 151,313.70
DEUTSCHE BETEILIGUNGS AG DE000A1TNUT7	25.95	0.97% 0.25		24/07/12 17:20:30	8,014 206,705.10
DEUTSCHE PFANDBRIEFBANK A... DE0008019001	5.59	-1.32% -0.08		24/07/12 17:28:00	88,025 493,152.45
DEUTSCHE WOHNEN SE DE000A0HN5C6	18.88	-0.84% -0.16		24/07/12 17:28:03	66,186 1,253,373.92
DEUTZ AG DE0006305006	5.635	2.08% 0.12		24/07/12 17:29:59	387,211 2,157,682.88
DOUGLAS AG DE000BEAU7Y1	17.28	0.76% 0.13		24/07/12 17:29:53	41,318 711,122.81
DRÄGERWERK AG & CO. KGAA ... DE0005550636	52.80	-1.86% -1.00		24/07/12 17:27:18	4,301 228,653.30
DWS GROUP GMBH & CO. KGAA DE000DWS1007	33.18	0.61% 0.20		24/07/12 17:29:57	42,162 1,392,793.50
DÜRR AG DE0005565204	21.22	1.34% 0.28		24/07/12 17:29:40	77,095 1,629,687.04
ECKERT & ZIEGLER SE DE0005659700	45.42	-0.35% -0.16		24/07/12 17:29:52	12,369 557,065.28

ELMOS SEMICONDUCTOR SE DE0005677108	81.50	4.35% 3.40		24/07/12 17:29:56	20,041 1,605,688.40
ENERGIEKONTOR AG DE0005313506	66.00	-1.05% -0.70		24/07/12 17:29:54	5,277 348,474.70
FIELMANN GROUP AG DE0005772206	43.15	-2.27% -1.00		24/07/12 17:27:45	37,917 1,640,658.45
FLATEXDEGIRO AG DE000FTG1111	12.65	0.60% 0.08		24/07/12 17:29:30	97,960 1,239,779.13
GFT TECHNOLOGIES AG DE0005800601	25.10	0.60% 0.15		24/07/12 17:28:50	23,010 573,577.05
GRAND CITY PROPERTIES S.A... LU0775917882	11.73	0.26% 0.03		24/07/12 17:29:27	18,221 212,425.28
GRENKE AG DE000A161N30	26.75	0.56% 0.15		24/07/12 17:29:43	97,060 2,605,486.55