

ADIDAS AG (1ADS) - EUX/20220318

2021/10/19 18:59:32

Price
267.7428 EUR

Difference  -0.85% (-2.29)

General attributes

Symbol	1ADSH22
Exchange	Eurex
Currency	EUR
Security type	Future
Underlying	ADIDAS AG
Maturity	03-2022
Contract size	100

Market data

Bid (Bid size)	- EUR (-)
Ask (Ask size)	- EUR (-)
Open	267.7428 EUR
High	267.7428 EUR
Low	267.7428 EUR
Close (prev. day)	270.0337 EUR
Underlying	ADIDAS AG
Underlying price (date)	269.05 (21/10/20)
Settlement price (date)	267.74 (21/10/19)
Open Interest	0

Performance and Risk

	6m	1y	3y
Perf (%)	-2.93%	-	-
Perf (abs.)	-8.09	-	-
Beta	-	-	-
Volatility	27.47	28.03	28.03

Futures and Options

Related Futures	-
Related Options	-












Information about previous performance does not guarantee future performance.
 Source: FactSet

Price data

Ø price 5 days Ø volume 5 days (pcs.)	268.0267 EUR (0)
Ø price 30 days Ø volume 30 days (pcs.)	275.8748 EUR (0)
Ø price 100 days Ø volume 100 days (pcs.)	296.6923 EUR (0)
Ø price 250 days Ø volume 250 days (pcs.)	- EUR (0)
YTD High date	335.0939 EUR (2021/08/04)
YTD Low date	251.3622 EUR (2021/05/04)
52 Weeks High date	335.0939 EUR (2021/08/04)
52 Weeks Low date	251.3622 EUR (2021/05/04)

Recent Research

on underlying	on sector	on market	
Date		Headline	Download
2021/10/19		Global Equity Ratings	
2021/10/19		Aktienempfehlungen Global	
2021/09/29		Global Equity Ratings	
2021/09/29		Aktienempfehlungen Global	
2021/09/22		Global Equity Ratings	