


THE TRAVELERS COMPANIES (TRVF) - EUX/20220318

2021/09/24 18:48:52

Price
154.8487 USD

Difference  **-0.35% (-0.55)**

General attributes

Symbol TRVFH22
 Exchange Eurex
 Currency USD
 Security type Future
 Underlying TRAVELERS COMPANIES INC (THE)
 Maturity 03-2022
 Contract size 100

Market data

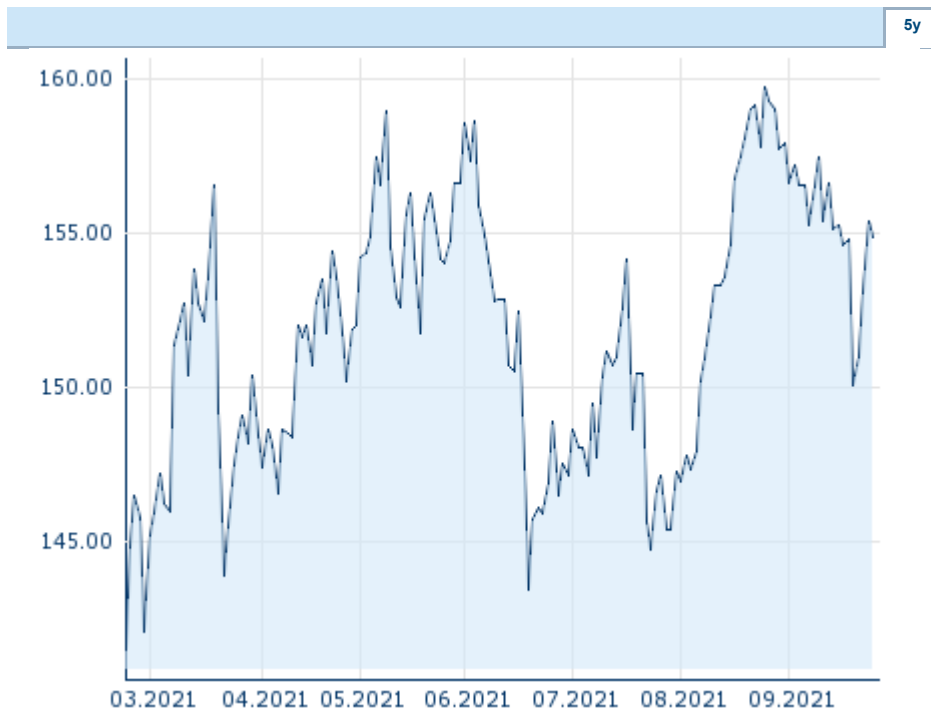
Bid (Bid size) - USD (-)
 Ask (Ask size) - USD (-)
 Open 154.8487 USD
 High 154.8487 USD
 Low 154.8487 USD
 Close (prev. day) 155.4002 USD
 Underlying TRAVELERS COMPANIES INC (THE)
 Underlying price (date) 156.46 (21/09/24)
 Settlement price (date) 154.85 (21/09/24)
 Open Interest 0

Performance and Risk

	6m	1y	3y
Perf (%)	+5.01%	-	-
Perf (abs.)	+7.38	-	-
Beta	-	-	-
Volatility	18.35	20.68	20.68

Futures and Options

Related Futures -
 Related Options -












Information about previous performance does not guarantee future performance.
 Source: FactSet

Price data

Ø price 5 days Ø volume 5 days (pcs.)	152.8791 USD (0)
Ø price 30 days Ø volume 30 days (pcs.)	156.2828 USD (0)
Ø price 100 days Ø volume 100 days (pcs.)	152.6063 USD (0)
Ø price 250 days Ø volume 250 days (pcs.)	- USD (0)
YTD High date	159.7149 USD (2021/08/25)
YTD Low date	141.5326 USD (2021/02/22)
52 Weeks High date	159.7149 USD (2021/08/25)
52 Weeks Low date	141.5326 USD (2021/02/22)

Recent Research

on sector		on market	
Date		Headline	Download
2021/09/24		Equity Weekly	
2021/09/22		Global Equity Ratings	
2021/09/22		Aktienempfehlungen Global	
2021/09/16		Global Equity Ratings	
2021/09/16		Aktienempfehlungen Global	