

AFC GAMMA INC COM USD0.01

ISIN: US00109K1051 WKN: 00109K105

Overview

2024/09/13 08:03:37

Price

9.25 EUR

Difference  0.00% (0.00)

General attributes

ISIN	US00109K1051
Symbol	AFCG
Exchange	Munich
Currency	EUR
Sector	-
Security type	Stock
Market cap (m)	193 EUR
Benchmark	S&P 500

Market data

Bid (Bid size)	-
Ask (Ask size)	-
Open	9.25 EUR
High	9.25 EUR
Low	9.25 EUR
Close (prev. day)	9.25 EUR
VWAP	9.06471 EUR
Volume (pcs)	0
Trading volume	0.00
Number of trades	1
Last size	0

Futures and Options










Related Futures	-
Related Options	-

5y



Information about previous performance does not guarantee future performance.
Source: FactSet

Recent research

on market			
Date		Headline	Download
2024/09/11		Global Equity Ratings	
2024/09/11		Aktienempfehlungen Global	
2024/09/09		Marktkommentar	
2024/09/05		Global Equity Ratings	
2024/09/05		Aktienempfehlungen Global	

Details

2024/09/13 08:03:37

Price

9.25 EUR

 Difference ➔ 0.00% (0.00)

General attributes

ISIN	US00109K1051
Symbol	AFCG
Exchange	Munich
Currency	EUR
Sector	-
Security type	Stock
Market cap (m)	193 EUR
Benchmark	S&P 500

Market data

Bid (Bid size)	-
Ask (Ask size)	-
Open	9.25 EUR
High	9.25 EUR
Low	9.25 EUR
Close (prev. day)	9.25 EUR
VWAP	9.06471 EUR
Volume (pcs)	0
Trading volume	0.00
Number of trades	1
Last size	0

Performance and Risk

	6m	1y	3y
Perf (%)	+19.87%	+9.07%	-25.58%
Perf (abs.)	+1.53	+0.77	-3.18
Beta	-	-	-
Volatility	28.74	28.28	29.95

5y



Information about previous performance does not guarantee future performance.
Source: FactSet

Price data

Ø price 5 days Ø volume 5 days (pcs.)	9.27 EUR (0)
Ø price 30 days Ø volume 30 days (pcs.)	8.95 EUR (6)
Ø price 100 days Ø volume 100 days (pcs.)	8.26 EUR (31)
Ø price 250 days Ø volume 250 days (pcs.)	7.85 EUR (41)
YTD High date	9.30 EUR (2024/09/02)
YTD Low date	7.02 EUR (2024/02/23)
52 Weeks High date	9.30 EUR (2024/09/02)
52 Weeks Low date	6.88 EUR (2023/11/02)

All listings for AFC GAMMA INC COM USD0.01

Exchange	Date	Time	Price	Trading volume (mio.)	Number of trades
Stuttgart	2024/09/13	08:04	9.05 EUR	0.00	3
Nasdaq	2024/09/13	22:00	10.34 USD	2.71	2,987
Munich	2024/09/13	08:03	9.25 EUR	0.00	1
Frankfurt	2024/09/13	08:01	9.00 EUR	0.00	2
Duesseldorf	2024/09/13	19:30	9.20 EUR	0.00	7

Company profile

Company Logo

Contact Details

AFC GAMMA INC

--

Telefon: -

Fax: -

E-mail: -

Company Profile

-