

ADAGENE INC. SP. ADR

ISIN: **US0053291078** WKN: **005329107**

Overview

2024/08/09 22:02:11

Price
2.16 EURDifference  -1.82% (-0.04)

General attributes

ISIN	US0053291078
Symbol	ADAG
Exchange	Tradegate
Currency	EUR
Sector	Chemical / Pharmaceutical / Health
Security type	Stock
Market cap (m)	0
Benchmark	MSCI WORLD INDEX (STRD, UHD)

Market data

Bid (Bid size)	2.06 EUR (728)
Ask (Ask size)	2.24 EUR (664)
Open	2.16 EUR
High	2.16 EUR
Low	2.16 EUR
Close (prev. day)	2.20 EUR
VWAP	2.62 EUR
Volume (pcs)	-
Trading volume	-
Number of trades	1
Last size	-

Futures and Options








Related Futures	-
Related Options	-

5y



Information about previous performance does not guarantee future performance.
Source: FactSet

Recent research

on sector	Date	Headline	Download
	2024/08/09	 Equity Weekly	
	2024/07/29	 Aktienempfehlungen Österreich	
	2024/07/24	 Global Equity Ratings	
	2024/07/24	 Aktienempfehlungen Global	
	2024/07/15	 Aktienempfehlungen Global	

Details

2024/08/09 22:02:11

Price

2.16 EUR

Difference ▼ -1.82% (-0.04)

General attributes

ISIN	US0053291078
Symbol	ADAG
Exchange	Tradegate
Currency	EUR
Sector	Chemical / Pharmaceutical / Health
Security type	Stock
Market cap (m)	0
Benchmark	MSCI WORLD INDEX (STRD, UHD)

Market data

Bid (Bid size)	2.06 EUR (728)
Ask (Ask size)	2.24 EUR (664)
Open	2.16 EUR
High	2.16 EUR
Low	2.16 EUR
Close (prev. day)	2.20 EUR
VWAP	2.62 EUR
Volume (pcs)	-
Trading volume	-
Number of trades	1
Last size	-

Performance and Risk

	6m	1y	3y
Perf (%)	-33.33%	+80.33%	-85.23%
Perf (abs.)	-1.10	+0.98	-12.70
Beta	0.65	-0.50	0.42
Volatility	66.61	88.62	78.10

5y



Information about previous performance does not guarantee future performance.
Source: FactSet

Price data

Ø price 5 days Ø volume 5 days (pcs.)	2.26 EUR (0)
Ø price 30 days Ø volume 30 days (pcs.)	2.47 EUR (0)
Ø price 100 days Ø volume 100 days (pcs.)	2.47 EUR (75)
Ø price 250 days Ø volume 250 days (pcs.)	2.15 EUR (180)
YTD High date	3.92 EUR (2024/01/29)
YTD Low date	1.75 EUR (2024/01/17)
52 Weeks High date	3.92 EUR (2024/01/29)
52 Weeks Low date	1.08 EUR (2023/08/18)

All listings for ADAGENE INC. SP. ADR

Exchange	Date	Time	Price	Trading volume (mio.)	Number of trades
Tradegate	2024/08/09	22:02	2.16 EUR	0.00	1
Stuttgart	2024/08/09	08:12	2.22 EUR	0.00	3
Nasdaq	2024/08/09	22:30	2.23 USD	0.01	24
Munich	2024/08/09	08:02	2.22 EUR	0.00	2
Frankfurt	2024/08/09	15:29	2.18 EUR	0.00	5
Duesseldorf	2024/08/09	19:32	2.02 EUR	0.00	6

Company profile

Company Logo

ADAGENE

Company Profile

-

Contact Details

ADAGENE

--

Telefon: -

Fax: -

E-mail: -