

## CENTURY LITHIUM CORP.

ISIN: CA1566151066 WKN: -

## Overview

2024/07/26 21:59:57

Price  
0.28 CADDifference  -5.08% (-0.02)

## General attributes

ISIN	CA1566151066
Symbol	LCE
Exchange	TSX Venture Exchange
Currency	CAD
Sector	Energy / Commodities
Security type	Stock
Market cap (m)	28 EUR
Benchmark	S&P/TSX 60 INDEX

## Market data

Bid (Bid size)	0.275 CAD (7,000)
Ask (Ask size)	0.295 CAD (5,000)
Open	0.295 CAD
High	0.32 CAD
Low	0.28 CAD
Close (prev. day)	0.295 CAD
VWAP	0.295793 CAD
Volume (pcs)	104,000
Trading volume	30,762.50
Number of trades	17
Last size	3,500

## Futures and Options




Related Futures	-
Related Options	-

5y



Information about previous performance does not guarantee future performance.  
Source: FactSet

## Recent research

on sector		
Date	Headline	Download
2024/07/26	 Equity Weekly	
2024/07/24	 Global Equity Ratings	
2024/07/24	 Aktienempfehlungen Global	
2024/07/15	 Aktienempfehlungen Global	
2024/07/12	 Equity Weekly	

## Details

2024/07/26 21:59:57

## Price

0.28 CAD

Difference ▼ -5.08% (-0.02)

## General attributes

ISIN	CA1566151066
Symbol	LCE
Exchange	TSX Venture Exchange
Currency	CAD
Sector	Energy / Commodities
Security type	Stock
Market cap (m)	28 EUR
Benchmark	S&P/TSX 60 INDEX

## Market data

Bid (Bid size)	0.275 CAD (7,000)
Ask (Ask size)	0.295 CAD (5,000)
Open	0.295 CAD
High	0.32 CAD
Low	0.28 CAD
Close (prev. day)	0.295 CAD
VWAP	0.295793 CAD
Volume (pcs)	104,000
Trading volume	30,762.50
Number of trades	17
Last size	3,500

## Performance and Risk

	6m	1y	3y
Perf (%)	-33.33%	-67.06%	-74.07%
Perf (abs.)	-0.14	-0.57	-0.80
Beta	0.36	0.34	1.36
Volatility	108.00	86.01	73.47

5y



Information about previous performance does not guarantee future performance.  
Source: FactSet

## Price data

Ø price 5 days   Ø volume 5 days (pcs.)	0.29 CAD (95,295)
Ø price 30 days   Ø volume 30 days (pcs.)	0.31 CAD (99,184)
Ø price 100 days   Ø volume 100 days (pcs.)	0.50 CAD (83,477)
Ø price 250 days   Ø volume 250 days (pcs.)	0.56 CAD (75,413)
YTD High   date	0.93 CAD (2024/04/05)
YTD Low   date	0.26 CAD (2024/07/11)
52 Weeks High   date	0.93 CAD (2024/04/05)
52 Weeks Low   date	0.26 CAD (2024/07/11)

## All listings for CENTURY LITHIUM CORP.

Exchange	Date	Time	Price	Trading volume (mio.)	Number of trades
Tradegate	2024/07/26	22:26	0.19 EUR	0.00	1
TSX Venture Exchange	2024/07/26	21:59	0.28 CAD	0.03	17
Stuttgart	2024/07/26	14:44	0.1875 EUR	0.00	5
Munich	2024/07/26	08:00	0.1825 EUR	0.00	2
Frankfurt	2024/07/26	08:05	0.1825 EUR	0.00	2

	26						
FINRA other OTC Issues	2024/07/ 26	21:38	0.2054	USD	0.01		21
Berlin	2024/07/ 26	08:08	0.1825	EUR	0.00		3

## Company profile

### Company Logo

#### Contact Details

CENTURY LITHIUM

--

----

Telefon: -

Fax: -

E-mail: -

### Company Profile

-