

## DOWNER EDI LTD.

ISIN: AU000000DOW2 WKN: DOW

## Overview

2024/07/18 08:10:09

Price  
4.91 AUDDifference  0.00% (0.00)

## General attributes

ISIN	AU000000DOW2
Symbol	DOW
Exchange	Australian Securities Exchange
Currency	AUD
Sector	Construction
Security type	Stock
Market cap (m)	2,028 EUR
Benchmark	ASX ALL ORDINARIES INDEX

## Market data

Bid (Bid size)	4.90 AUD (15,315)
Ask (Ask size)	4.92 AUD (1,423)
Open	4.90 AUD
High	5.00 AUD
Low	4.83 AUD
Close (prev. day)	4.91 AUD
VWAP	4.920599 AUD
Volume (pcs)	1,296,468
Trading volume	6,379,239.35
Number of trades	4,373
Last size	-

## Futures and Options





Related Futures	-
Related Options	-

5y



Information about previous performance does not guarantee future performance.  
Source: FactSet

## Recent research

on sector	Date	Headline	Download
	2024/07/15	 Aktienempfehlungen Global	
	2024/07/12	 Global Equity Ratings	
	2024/07/09	 Aktienempfehlungen Österreich	
	2024/07/05	 Equity Weekly	
	2024/06/24	 Aktienempfehlungen Österreich	

## Details

2024/07/18 08:10:09

**Price**

4.91 AUD

Difference ➔ 0.00% (0.00)**General attributes**

ISIN	AU000000DOW2
Symbol	DOW
Exchange	Australian Securities Exchange
Currency	AUD
Sector	Construction
Security type	Stock
Market cap (m)	2,028 EUR
Benchmark	ASX ALL ORDINARIES INDEX

**Market data**

Bid (Bid size)	4.90 AUD (15,315)
Ask (Ask size)	4.92 AUD (1,423)
Open	4.90 AUD
High	5.00 AUD
Low	4.83 AUD
Close (prev. day)	4.91 AUD
VWAP	4.920599 AUD
Volume (pcs)	1,296,468
Trading volume	6,379,239.35
Number of trades	4,373
Last size	-

**Performance and Risk**

	6m	1y	3y
Perf (%)	+22.44%	+7.44%	-10.40%
Perf (abs.)	+0.90	+0.34	-0.57
Beta	1.04	1.17	1.11
Volatility	27.63	27.49	33.47



Information about previous performance does not guarantee future performance.  
Source: FactSet

**Price data**

Ø price 5 days   Ø volume 5 days (pcs.)	4.90 AUD (970,699)
Ø price 30 days   Ø volume 30 days (pcs.)	4.74 AUD (1,106,364)
Ø price 100 days   Ø volume 100 days (pcs.)	4.79 AUD (1,517,815)
Ø price 250 days   Ø volume 250 days (pcs.)	4.44 AUD (1,542,795)
YTD High   date	5.22 AUD (2024/02/20)
YTD Low   date	4.01 AUD (2024/01/18)
52 Weeks High   date	5.22 AUD (2024/02/20)
52 Weeks Low   date	3.68 AUD (2023/10/26)

**All listings for DOWNER EDI LTD.**

Exchange <span style="color: green;">⊕</span>	Date	Time	Price	Trading volume (mio.)	Number of trades
Stuttgart	2024/07/18	08:08	2.98 EUR	0.00	1
Munich	2024/07/18	08:11	3.02 EUR	0.00	1
Hamburg	2024/07/18	08:00	2.98 EUR	0.00	1
Frankfurt	2024/07/18	08:12	2.94 EUR	0.00	1
FINRA other OTC Issues	2024/03/	01:10	3.01 USD	0.00	2

	20					
Duesseldorf	2024/07/18	16:30	2.96	EUR	0.00	4
Australian Securities Exchange	2024/07/18	08:10	4.91	AUD	6.38	4,373

## Company profile

### Company Logo



### Contact Details

DOWNER EDI LTD.

--

Level 3, 190 George Street - 2000 SYDNEY, NSW

Telefon: +61 (02) 9251 9899

Fax: +61 (02) 9251 1987

E-mail: [info@downeredi.com.au](mailto:info@downeredi.com.au)

### Company Profile

-

#### Members of Management Board

Grant Fenn Chairman of Managing Board

David Cattell Member of Executive Committee

Julie Wills Member of Executive Committee

Michael Ferguson Member of Executive Committee

Michael Sharp Member of Executive Committee

Peter Tompkins Member of Executive Committee

Robert Regan Member of Executive Committee

Sergio Cinerari Member of Executive Committee

Steve Killeen Member of Executive Committee

Steve Schofield Member of Executive Committee

#### Board of directors

Mark Menhinnitt Chairman of Supervisory Board

Adelle Maree Howse Member of Supervisory Board

Nicole Maree Hollows Member of Supervisory Board

Sheridan Broadbent Member of Supervisory Board

Steve MacDonald Member of Supervisory Board

Teresa Handicott Member of Supervisory Board