

CDAX PERFORMANCE-INDEX

ISIN: **DE0008469602** WKN: -

Overview

2024/05/10 17:50:00	
Price	1,617.19 EUR
Difference	▲ 0.55% (8.80)
General attributes	
ISIN	DE0008469602
Symbol	CDAX
Country	Germany
Instruments in index	358
Type of index	Performance Index
Security type	Index
Market data	
Open	1,608.39 EUR
High	1,621.40 EUR
Low	1,608.39 EUR
Close (prev. day)	1,608.39 EUR
Trading volume (m)	123,673,434
Volume (pcs)	4,814,782,915



Information about previous performance does not guarantee future performance.
Source: FactSet

Top 5

Name	Price	+ - (%)	Trend
PAION AG	0.035	+23.24	▲
TUFF GROUP...	0.50	+11.11	▲
SURTECO SE	17.50	+9.38	▲
MAINOVA AG	360.00	+7.78	▲
HGEARS AG ...	2.70	+7.14	▲

Intraday 1w 1m 6m 1y 3y

Flop 5

Name	Price	+ - (%)	Trend
TC UNTERHA...	0.10	-67.44	▼
TISCON AG	0.032	-20.99	▼
GATEWAY RE...	0.306	-14.53	▼
HANSEYACHT...	2.38	-14.18	▼
ALBA SE	8.90	-10.77	▼

Intraday 1w 1m 6m 1y 3y

Recent research

Date	Headline	Download
2024/05/10	Week Ahead	Download
2024/05/10	Wochenausblick	Download
2024/05/08	Credit Markets Weekly	Download
2024/05/08	Credit Markets Weekly (DE)	Download
2024/05/08	Marktkommentar	Download

Futures and Options

Related Futures -

Related Options -

Details

2024/05/10 17:50:00

Price

1,617.19 EUR

Difference



0.55% (8.80)

General attributes

ISIN DE0008469602

Symbol CDAX

Country Germany

Security type Index

Instruments in index 358

Market data

Open 1,608.39 EUR

High 1,621.40 EUR

Low 1,608.39 EUR

Close (prev. day) 1,608.39 EUR

Trading volume (m) 123,673,434

Volume (pcs) 4,814,782,915

Performance and Risk

	6m	1y	3y
Perf (%)	+20.89%	+14.61%	+12.23%
Perf (abs.)	+279.24	+206.03	+176.04
Beta	-	-	-
Volatility	10.16	11.50	17.31



5y

Information about previous performance does not guarantee future performance.
Source: FactSet

Price data

Ø price 5 days Ø volume 5 days (pcs.)	1,595.35 EUR (105,716,758)
Ø price 30 days Ø volume 30 days (pcs.)	1,564.25 EUR (110,436,652)
Ø price 100 days Ø volume 100 days (pcs.)	1,510.03 EUR (108,265,206)
Ø price 250 days Ø volume 250 days (pcs.)	1,437.61 EUR (105,550,331)
YTD High date	1,621.40 EUR (2024/05/10)
YTD Low date	1,413.55 EUR (2024/01/17)
52 Weeks High date	1,621.40 EUR (2024/05/10)
52 Weeks Low date	1,280.18 EUR (2023/10/26)

Composition

Name ISIN	Price	Diff % Diff +/-	Performance	Date Time	Turnover Pc. Turnover Money
1&1 AG DE0005545503	16.82	0.36% 0.06		24/05/10 17:35:22	44,546 747,560.22
11 88 0 SOLUTIONS AG DE0005118806	0.915	2.81% 0.03	█	24/05/10 17:36:15	0 0.00
2INVEST AG DE000A3H3L44	8.55	0.59% 0.05		24/05/10 17:36:23	0 0.00
3U HOLDING AG DE0005167902	2.065	5.14% 0.10	█	24/05/10 17:36:13	10,791 22,028.66
4SC AG DE000A3E5C40	2.98	0.00% 0.00		23/02/08 13:41:21	26 77.48
7C SOLARPARKEN AG DE000A11QW68	3.165	-1.71% -0.06		24/05/10 17:36:00	56,300 179,432.85
A.S. CRÉATION TAPETEN AG DE000A1TNNN5	10.50	-0.94% -0.10		24/05/10 17:36:16	1,607 17,097.00
AAP IMPLANTATE AG NPV DE000A3H2101	1.32	-0.75% -0.01		24/05/10 17:36:16	0 0.00
ABOUT YOU HOLDING SE NPV DE000A3CNK42	4.045	0.62% 0.03		24/05/10 17:36:52	95,424 392,557.50
ACCENTRO REAL ESTATE AG DE000A0KFKB3	0.428	-6.55% -0.03		24/05/10 17:36:28	6,157 2,494.84
ADESSO AG DE000A0Z23Q5	106.40	0.57% 0.60		24/05/10 17:35:27	8,171 865,564.00
ADIDAS AG DE000A1EWWW0	224.40	0.49% 1.10		24/05/10 17:35:06	390,013 87,386,266.30
ADTRAN NETWORKS SE DE0005103006	19.98	-0.10% -0.02		24/05/10 17:35:14	33,246 664,142.44
AHLERS AG DE0005009740	0.011	0.00% 0.00		24/05/10 08:04:27	0 0.00
AIS AG DE0006492903	0.005	0.00% 0.00		20/01/06 08:12:34	0 0.00
AIXTRON SE DE000A0WMPJ6	21.85	-1.62% -0.36		24/05/10 17:35:16	886,634 19,445,853.93
ALBA SE DE0006209901	8.70	-10.77% -1.05		24/05/10 15:29:01	18 162.00
ALBIS LEASING AG DE0006569403	2.18	0.00% 0.00		24/05/10 17:36:19	0 0.00
ALL FOR ONE STEEB AG DE0005110001	58.60	0.34% 0.20		24/05/10 17:36:11	100 5,826.40
ALLANE SE DE000A0DPRE6	11.10	0.00% 0.00		24/05/10 08:02:15	0 0.00
ALLGEIER SE DE000A2GS633	18.20	0.55% 0.10		24/05/10 17:36:07	2,490 45,407.90
ALLIANZ SE DE0008404005	265.50	0.84% 2.20		24/05/10 17:36:34	938,812 249,384,835.50
ALSTRIA OFFICE REIT AG 10... DE000A0LD2U1	3.60	2.86% 0.10	█	24/05/10 17:36:07	7,725 27,000.76

















CDAX PERFORMANCE-INDEX

ALTECH ADVANCED MATERIALS... DE000A31C3Y4	5.90	-4.07% -0.25		24/05/10 17:36:03	555 3,327.75
ALZCHEM GROUP AG DE000A2YNT30	43.40	0.23% 0.10		24/05/10 17:36:26	24,866 1,056,201.10
AMADEUS FIRE AG DE0005093108	113.40	0.71% 0.80		24/05/10 17:35:04	10,019 1,134,894.60
ARTNET AG DE000A1K0375	5.20	-2.80% -0.15		24/05/10 17:36:01	355 1,851.50
ATOSS SOFTWARE AG DE0005104400	246.00	0.20% 0.50		24/05/10 17:35:29	3,039 746,726.50
AUMANN AG NPV DE000A2DAM03	18.00	3.45% 0.60		24/05/10 17:36:18	8,154 145,528.56
AURUBIS AG DE0006766504	71.30	1.78% 1.25		24/05/10 17:35:14	216,093 15,408,618.15
AUTO1 GRP NPV DE000A2LQ884	6.885	1.55% 0.11		24/05/10 17:35:02	313,918 2,177,529.10
B+S BANKSYSTEME AG DE0001262152	1.65	0.00% 0.00		24/05/10 17:35:59	0 0.00
BASF SE DE000BASF111	48.805	-2.08% -1.03		24/05/10 17:38:20	3,296,127 161,579,914.50
BASLER AG DE0005102008	11.46	0.70% 0.08		24/05/10 17:36:01	17,949 205,113.82
BASTEI LÜBBE AG DE000A1X3YY0	6.80	-2.86% -0.20		24/05/10 17:36:18	1,006 6,992.90
BAYER AG DE000BAY0017	28.955	0.92% 0.27		24/05/10 17:37:55	3,655,535 106,133,730.67
BAYERISCHE MOTOREN WERKE ... DE0005190003	101.60	-0.05% -0.05		24/05/10 17:37:55	1,105,274 112,191,906.55
BAYERISCHE MOTOREN WERKE ... DE0005190037	96.60	0.68% 0.65		24/05/10 17:37:15	74,254 7,157,392.45
BAYWA AG DE0005194005	32.60	-4.96% -1.70		24/05/10 14:01:22	15 489.00
BAYWA AG DE0005194062	23.55	-0.42% -0.10		24/05/10 17:35:14	48,764 1,164,057.50
BECHTLE AG DE0005158703	45.64	2.42% 1.08		24/05/10 17:35:16	259,620 11,803,042.84
BEIERSDORF AG DE0005200000	147.25	1.03% 1.50		24/05/10 17:35:02	334,589 49,121,476.15
BERENTZEN-GRUPPE AG DE0005201602	5.54	-1.77% -0.10		24/05/10 17:36:27	3,967 21,974.68
BERTRANDT AG DE0005232805	40.60	1.25% 0.50		24/05/10 17:36:01	3,114 126,272.50
BET-AT-HOME.COM AG DE000A0DNAY5	2.42	0.83% 0.02		24/05/10 17:36:01	250 590.00
BIJOU BRIGITTE MODISCHE A... DE0005229504	40.35	0.00% 0.00		24/05/10 17:36:17	9,842 396,760.45
BIKE24 HOLDING AG NPV DE000A3CQ7F4	1.39	0.00% 0.00		24/05/10 17:36:04	721 1,001.18
BILFINGER SE DE0005909006	45.70	0.11% 0.05		24/05/10 17:35:16	34,119 1,563,502.60
BIOFRONTERA AG DE0006046113	0.342	-2.84% -0.01		24/05/10 17:36:15	12,599 4,116.07
BIOTEST AG DE0005227201	41.60	-0.48% -0.20		24/05/10 17:36:11	739 30,446.80
BIOTEST AG VZ	27.80	0.00%		24/05/10	0

CDAX PERFORMANCE-INDEX

DE0005227235		0.00		17:36:29	0.00
BORUSSIA DORTMUND GMBH &C... DE0005493092	4.145	-0.12% -0.01		24/05/10 17:35:21	195,680 816,904.22
BRAIN BIOTECH AG NPV DE0005203947	2.71	-1.45% -0.04		24/05/10 17:36:29	5,040 14,051.86
BRANICKS GROUP AG DE000A1X3XX4	1.664	0.12% 0.00		24/05/10 17:36:28	79,161 131,137.44
BRENTAG SE DE000A1DAH0	77.74	0.13% 0.10		24/05/10 17:35:17	318,762 24,787,599.12
BROCKHAUS TECHNOLOGIES AG DE000A2GSU42	23.00	0.44% 0.10		24/05/10 17:36:01	870 19,892.70
CAMERIT AG DE000HNC2059	50.50	0.00% 0.00		24/05/10 08:04:28	0 0.00
CANCOM SE DE0005419105	29.06	-1.22% -0.36		24/05/10 17:35:08	28,873 840,926.36
CAPSENSIXX AG DE000A2G9M17	14.20	0.00% 0.00		24/05/10 17:36:26	0 0.00
CARL ZEISS MEDITEC AG DE0005313704	94.55	0.64% 0.60		24/05/10 17:39:02	127,631 12,144,816.80
CCS ABWICKLUNGS AG NPV DE000A2QDNX9	0.24	0.00% 0.00		24/05/08 14:31:52	100 24.00
CECONOMY AG DE0007257503	2.23	4.89% 0.10	■	24/05/10 17:35:10	713,813 1,584,862.40
CENIT AG DE0005407100	12.10	-0.82% -0.10		24/05/10 17:36:20	16,614 197,898.00
CEWE STIFTUNG & CO. KGAA DE0005403901	100.00	0.00% 0.00		24/05/10 17:35:00	3,280 327,916.50
CHERRY SE NPV DE000A3CRRN9	2.895	-3.50% -0.11		24/05/10 17:36:05	20,830 61,706.56
CO.DON AG DE000A3E5C08	0.245	-28.99% -0.10		22/09/30 17:36:22	31,251 7,919.52
COMMERZBANK AG DE000CBK1001	14.005	0.07% 0.01		24/05/10 17:35:26	7,254,341 101,734,417.51
COMPUGROUP MEDICAL SE & C... DE000A288904	27.82	2.66% 0.72	■	24/05/10 17:36:14	158,774 4,368,363.12
CONTINENTAL AG DE0005439004	60.88	0.46% 0.28		24/05/10 17:39:43	467,173 28,464,754.40
COVESTRO AG DE0006062144	48.21	-1.17% -0.57		24/05/10 17:39:42	406,577 19,673,166.95
CREDITSHELF AG DE000A2LQUA5	2.30	0.00% 0.00		24/03/27 16:14:44	200 460.00
CROPENERGIES AG DE000A0LAUP1	11.52	2.13% 0.24	■	24/02/28 17:40:08	67,212 770,466.36
CTS EVENTIM AG & CO. KGAA DE0005470306	81.20	-2.99% -2.50		24/05/10 17:40:34	190,144 15,520,865.75
DAIMLER TRUCK HOLDING AG DE000DTR0CK8	41.49	0.48% 0.20		24/05/10 17:41:16	1,535,067 63,892,782.76
DATA MODUL AG PROD.UND VE... DE0005498901	33.20	-1.78% -0.60		24/05/10 15:48:05	2,646 87,564.00
DECHENG TECHNOLOGY AG DE000A3MQRK6	1.03	1.98% 0.02	■	24/04/29 13:27:36	16 16.48
DELIVERY HERO SE DE000A2E4K43	25.24	2.85% 0.70	■	24/05/10 17:35:28	596,302 14,968,598.50
DELTICOM AG DE0005146807	3.38	1.20% 0.04	■	24/05/10 17:36:12	4,545 15,322.10

CDAX PERFORMANCE-INDEX

DEMIRE DEUTSCHE MITTELSTA... DE000A0XFSF0	1.02	2.00% 0.02		24/05/10 17:36:06	620 620.00
DERMAPHARM HOLDING SE DE000A2GS5D8	35.00	-0.14% -0.05		24/05/10 17:35:19	22,756 800,798.15
DEUTSCHE BANK AG DE0005140008	15.878	-0.14% -0.02		24/05/10 17:38:13	6,385,410 101,508,759.21
DEUTSCHE BETEILIGUNGS AG DE000A1TNUT7	28.30	0.00% 0.00		24/05/10 17:37:51	14,971 424,535.25
DEUTSCHE BOERSE AG DE0005810055	187.45	-0.37% -0.70		24/05/10 17:37:40	358,444 67,223,108.85
DEUTSCHE EUROSHOP AG DE0007480204	18.68	-0.21% -0.04		24/05/10 17:36:22	14,458 271,960.72
DEUTSCHE KONSUM REIT-AG DE000A14KRD3	2.68	0.00% 0.00		24/05/10 17:36:05	5,566 14,499.07
DEUTSCHE LUFTHANSA AG DE0008232125	6.668	-0.83% -0.06		24/05/10 17:43:00	6,562,273 44,057,983.06
DEUTSCHE PFANDBRIEFBANK A... DE0008019001	5.04	3.53% 0.17		24/05/10 17:35:27	640,910 3,243,472.64
DEUTSCHE POST AG DE0005552004	39.58	1.57% 0.61		24/05/10 17:37:35	4,333,829 171,768,143.81
DEUTSCHE REAL ESTATE AG DE0008055021	7.20	0.00% 0.00		24/05/10 09:27:23	0 0.00
DEUTSCHE TELEKOM AG DE0005557508	21.97	0.32% 0.07		24/05/10 17:35:28	7,680,524 169,003,707.62
DEUTSCHE WOHNEN SE DE000A0HN5C6	17.96	-0.66% -0.12		24/05/10 17:35:26	98,054 1,771,408.06
DEUTZ AG DE0006305006	5.435	1.30% 0.07		24/05/10 17:35:18	176,717 962,914.37
DF DEUTSCHE FORFAIT AG NP... DE000A2AA204	1.63	-6.32% -0.11		24/05/10 17:36:22	2,424 4,225.60
DFV DEUTSCHE FAMILIENVERS... DE000A2NBVD5	6.00	0.00% 0.00		24/05/10 17:35:59	2,522 15,158.80
DIERIG HOLDING AG DE0005580005	9.90	0.00% 0.00		24/05/10 17:36:05	0 0.00
DMG MORI AKTIENGESELLSCHA... DE0005878003	43.30	0.00% 0.00		24/05/10 17:36:09	10,230 442,944.20
DR. HÖNLE AG DE0005157101	19.50	-0.76% -0.15		24/05/10 17:36:00	3,447 67,151.75
DR. ING. H.C. F. PORSCHE ... DE000PAG9113	81.54	0.34% 0.28		24/05/10 17:37:43	434,617 35,380,047.96
DRÄGERWERK AG & CO. KGAA DE0005550602	44.50	-1.11% -0.50		24/05/10 17:35:07	1,457 65,519.00
DRÄGERWERK AG & CO. KGAA ... DE0005550636	49.10	1.55% 0.75		24/05/10 17:41:38	6,657 327,083.40