

CDAX PERFORMANCE-INDEX

ISIN: DE0008469602 WKN: -

Overview

2024/05/09 12:24:00

Price

1,598.94 EURDifference  0.34% (5.47)

General attributes

ISIN DE0008469602

Symbol CDAX

Country Germany

Instruments in index 358

Type of index Performance Index

Security type Index

Market data

Open 1,593.47 EUR

High 1,599.10 EUR

Low 1,593.47 EUR

Close (prev. day) 1,593.47 EUR

Trading volume (m) 21,285,790

Volume (pcs) 800,090,548

Top 5

Name 	Price	+ - (%) 	Trend 
TISCON AG	0.041	+86.36	
INFAS HOLD...	3.20	+7.19	
NAKIKI SE	6.65	+5.51	
AHLERS AG	0.0125	+4.76	
PFERDEWETT...	11.50	+4.55	

Intraday 1w 1m 6m 1y 3y

Flop 5

Name 	Price	+ - (%) 	Trend 
ZHONGDE WA...	0.15	-11.76	
FREENET AG	23.66	-6.63	
MERCEDES-B...	68.29	-5.90	
BIOFRONTER...	0.378	-5.71	
ALLIANZ SE	260.90	-4.64	

Intraday 1w 1m 6m 1y 3y



5y

Information about previous performance does not guarantee future performance.

Source: FactSet

Recent research

on market

Date	Headline	Download
2024/05/08	 Credit Markets Weekly	
2024/05/08	 Credit Markets Weekly (DE)	
2024/05/08	 Marktkommentar	
2024/05/06	 Anzeichen für eine wirtschaftliche Wende?	
2024/05/03	 Week Ahead	

Futures and Options

Related Futures -

Related Options -

Details

2024/05/09 12:24:00

Price

1,598.94 EUR

Difference



0.34% (5.47)

General attributes

ISIN DE0008469602

Symbol CDAX

Country Germany

Security type Index

Instruments in index 358

Market data

Open 1,593.47 EUR

High 1,599.10 EUR

Low 1,593.47 EUR

Close (prev. day) 1,593.47 EUR

Trading volume (m) 21,285,790

Volume (pcs) 800,090,548

Performance and Risk

	6m	1y	3y
Perf (%)	+19.37%	+12.55%	+10.44%
Perf (abs.)	+258.53	+177.62	+150.68
Beta	-	-	-
Volatility	10.24	11.47	17.35



Information about previous performance does not guarantee future performance.

Source: FactSet

Price data

Ø price 5 days Ø volume 5 days (pcs.)	1,570.84 EUR (108,235,903)
Ø price 30 days Ø volume 30 days (pcs.)	1,561.73 EUR (109,676,911)
Ø price 100 days Ø volume 100 days (pcs.)	1,506.97 EUR (109,253,177)
Ø price 250 days Ø volume 250 days (pcs.)	1,436.06 EUR (105,658,203)
YTD High date	1,597.75 EUR (2024/04/02)
YTD Low date	1,413.55 EUR (2024/01/17)
52 Weeks High date	1,597.75 EUR (2024/04/02)
52 Weeks Low date	1,280.18 EUR (2023/10/26)

Composition

Name ISIN	Price	Diff % Diff +/-	Performance	Date Time	Turnover Pc. Turnover Money
1&1 AG DE0005545503	16.40	-1.32% -0.22		24/05/09 12:12:25	18,440 301,553.68
11 88 0 SOLUTIONS AG DE0005118806	0.92	-1.08% -0.01		24/05/08 17:36:25	5,464 5,034.44
2INVEST AG DE000A3H3L44	8.50	-0.58% -0.05		24/05/08 17:36:20	2,895 24,375.90
3U HOLDING AG DE0005167902	2.02	3.06% 0.06	■	24/05/09 10:15:55	3,001 6,062.02
4SC AG DE000A3E5C40	2.98	0.00% 0.00		23/02/08 13:41:21	26 77.48
7C SOLARPARKEN AG DE000A11QW68	3.175	-0.63% -0.02		24/05/09 12:11:27	6,187 19,683.90
A.S. CRÉATION TAPETEN AG DE000A1TNNN5	10.60	0.00% 0.00		24/05/08 17:36:22	0 0.00
AAP IMPLANTATE AG NPV DE000A3H2101	1.32	0.76% 0.01	■	24/05/09 09:50:19	1,333 1,798.56
ABOUT YOU HOLDING SE NPV DE000A3CNK42	4.02	-3.48% -0.14		24/05/09 12:06:41	93,723 382,362.85
ACCENTRO REAL ESTATE AG DE000A0KFKB3	0.418	-6.70% -0.03		24/05/08 17:36:23	3,060 1,251.32
ADESSO AG DE000A0Z23Q5	107.00	0.38% 0.40	■	24/05/09 12:13:24	167 17,935.40
ADIDAS AG DE000A1EWWW0	222.10	-0.18% -0.40		24/05/09 12:23:31	97,774 21,566,965.30
ADTRAN NETWORKS SE DE0005103006	20.00	0.20% 0.04	■	24/05/09 11:11:03	1,000 19,999.90
AHLERS AG DE0005009740	0.011	4.76% 0.00	■	24/05/09 08:01:40	0 0.00
AIS AG DE0006492903	0.005	0.00% 0.00		20/01/06 08:12:34	0 0.00
AIXTRON SE DE000A0WMPJ6	22.19	-1.25% -0.28		24/05/09 12:20:34	31,935 712,953.49
ALBA SE DE0006209901	9.50	0.53% 0.05	■	24/05/09 11:08:49	3 28.50
ALBIS LEASING AG DE0006569403	2.18	0.00% 0.00		24/05/08 17:36:11	0 0.00
ALL FOR ONE STEEB AG DE0005110001	58.60	0.34% 0.20	■	24/05/09 09:52:27	574 33,553.00
ALLANE SE DE000A0DPRE6	11.10	0.00% 0.00		24/05/09 08:00:19	0 0.00
ALLGEIER SE DE000A2GS633	17.65	0.86% 0.15	■	24/05/09 12:19:57	596 10,594.40
ALLIANZ SE DE0008404005	260.90	-4.64% -12.70		24/05/09 12:24:16	430,299 112,653,560.40
ALSTRIA OFFICE REIT AG 10... DE000A0LD2U1	3.60	0.00% 0.00		24/05/09 12:10:21	326 1,139.47













CDAX PERFORMANCE-INDEX

ALTECH ADVANCED MATERIALS... DE000A31C3Y4	6.15	0.00% 0.00		24/05/08 17:36:04	0 0.00
ALZCHEM GROUP AG DE000A2YNT30	43.60	-2.68% -1.20		24/05/09 11:55:17	785 34,374.10
AMADEUS FIRE AG DE0005093108	112.00	-0.18% -0.20		24/05/09 11:55:22	107 12,026.40
ARTNET AG DE000A1K0375	5.35	-6.14% -0.35		24/05/08 17:36:23	5,705 29,976.25
ATOSS SOFTWARE AG DE0005104400	241.00	-0.41% -1.00		24/05/09 11:40:31	117 28,244.00
AUMANN AG NPV DE000A2DAM03	17.56	1.27% 0.22	█	24/05/09 12:14:34	8,502 147,497.48
AURUBIS AG DE0006766504	68.55	-0.22% -0.15		24/05/09 12:03:14	16,832 1,163,053.75
AUTO1 GRP NPV DE000A2LQ884	6.93	0.43% 0.03	█	24/05/09 11:30:38	72,520 507,111.50
B+S BANKSYSTEME AG DE0001262152	1.65	0.00% 0.00		24/05/08 17:35:59	0 0.00
BASF SE DE000BASF111	49.505	-0.01% -0.01		24/05/09 12:23:45	219,738 10,876,359.76
BASLER AG DE0005102008	11.08	-1.25% -0.14		24/05/09 12:06:21	5,341 59,686.18
BASTEI LÜBBE AG DE000A1X3YY0	7.00	-0.71% -0.05		24/05/08 17:36:07	312 2,214.10
BAYER AG DE000BAY0017	28.34	-0.47% -0.14		24/05/09 12:24:01	450,362 12,769,142.43
BAYERISCHE MOTOREN WERKE ... DE0005190003	101.00	-0.15% -0.15		24/05/09 12:23:54	210,389 21,180,148.65
BAYERISCHE MOTOREN WERKE ... DE0005190037	95.85	0.74% 0.70	█	24/05/09 12:23:45	19,999 1,906,961.95
BAYWA AG DE0005194005	34.30	4.26% 1.40	█	24/05/07 18:01:12	2 68.00
BAYWA AG DE0005194062	23.30	0.43% 0.10	█	24/05/09 11:28:45	1,187 27,742.35
BECHTLE AG DE0005158703	44.54	0.45% 0.20	█	24/05/09 12:16:42	31,134 1,379,377.92
BEIERSDORF AG DE0005200000	145.20	0.59% 0.85	█	24/05/09 12:17:02	89,316 12,924,853.20
BERENTZEN-GRUPPE AG DE0005201602	5.58	1.82% 0.10	█	24/05/09 09:40:11	897 5,005.26
BERTRANDT AG DE0005232805	40.00	0.00% 0.00		24/05/09 12:11:29	859 34,285.00
BET-AT-HOME.COM AG DE000A0DNAY5	2.42	0.41% 0.01	█	24/05/08 17:36:07	250 600.00
BIJOU BRIGITTE MODISCHE A... DE0005229504	39.75	3.25% 1.25	█	24/05/09 11:15:02	75 2,932.75
BIKE24 HOLDING AG NPV DE000A3CQ7F4	1.385	-0.72% -0.01		24/05/08 17:36:18	3,459 4,838.66
BILFINGER SE DE0005909006	45.50	0.44% 0.20	█	24/05/09 12:12:47	4,646 210,816.80
BIOFRONTERA AG DE0006046113	0.33	-5.71% -0.02		24/05/09 09:03:30	2,000 660.00
BIOTEST AG DE0005227201	41.60	0.00% 0.00		24/05/08 17:36:13	0 0.00
BIOTEST AG VZ	27.60	-0.72%		24/05/09	685

CDAX PERFORMANCE-INDEX

DE0005227235		-0.20		09:20:23	18,906.00
BORUSSIA DORTMUND GMBH &C... DE0005493092	4.105	-1.44% -0.06		24/05/09 12:13:09	64,027 263,426.63
BRAIN BIOTECH AG NPV DE0005203947	2.79	4.10% 0.11	█	24/05/09 10:00:13	383 1,068.57
BRANICKS GROUP AG DE000A1X3XX4	1.638	0.74% 0.01		24/05/09 11:29:35	6,873 11,329.72
BRENTAG SE DE000A1DAH0	77.02	0.23% 0.18		24/05/09 12:24:09	31,974 2,455,607.74
BROCKHAUS TECHNOLOGIES AG DE000A2GSU42	22.70	0.00% 0.00		24/05/08 17:36:20	174 3,979.40
CAMERIT AG DE000HNC2059	50.50	0.00% 0.00		24/05/09 08:00:20	0 0.00
CANCOM SE DE0005419105	29.08	-0.07% -0.02		24/05/09 12:08:43	6,182 180,181.56
CAPSENSIXX AG DE000A2G9M17	14.20	0.00% 0.00		24/05/08 17:36:19	0 0.00
CARL ZEISS MEDITEC AG DE0005313704	92.95	-1.01% -0.95		24/05/09 12:23:44	55,860 5,203,504.25
CCS ABWICKLUNGS AG NPV DE000A2QDNX9	0.24	0.00% 0.00		24/05/08 14:31:52	100 24.00
CECONOMY AG DE0007257503	2.088	-1.97% -0.04		24/05/09 12:04:34	28,671 60,413.68
CENIT AG DE0005407100	12.30	0.00% 0.00		24/05/09 10:51:23	1,982 24,350.60
CEWE STIFTUNG & CO. KGAA DE0005403901	99.80	-0.20% -0.20		24/05/08 17:35:25	3,737 373,073.70
CHERRY SE NPV DE000A3CRRN9	2.81	1.63% 0.05	█	24/05/09 10:59:05	2,936 8,229.70
CO.DON AG DE000A3E5C08	0.245	-28.99% -0.10		22/09/30 17:36:22	31,251 7,919.52
COMMERZBANK AG DE000CBK1001	14.13	0.28% 0.04		24/05/09 12:22:37	713,579 10,113,194.65
COMPUGROUP MEDICAL SE & C... DE000A288904	27.70	-0.07% -0.02		24/05/09 12:18:38	10,619 293,615.62
CONTINENTAL AG DE0005439004	60.78	-1.36% -0.84		24/05/09 12:23:40	103,555 6,339,846.22
COVESTRO AG DE0006062144	48.57	0.29% 0.14		24/05/09 12:23:33	43,046 2,087,915.87
CREDITSHELF AG DE000A2LQUA5	2.30	0.00% 0.00		24/03/27 16:14:44	200 460.00
CROPENERGIES AG DE000A0LAUP1	11.52	2.13% 0.24	█	24/02/28 17:40:08	67,212 770,466.36
CTS EVENTIM AG & CO. KGAA DE0005470306	84.25	-0.53% -0.45		24/05/09 12:24:23	5,181 437,192.75
DAIMLER TRUCK HOLDING AG DE000DTR0CK8	40.91	0.96% 0.39		24/05/09 12:23:35	234,324 9,552,882.17
DATA MODUL AG PROD.UND VE... DE0005498901	34.60	-3.89% -1.40		24/05/08 17:36:05	721 25,415.40
DECHENG TECHNOLOGY AG DE000A3MQRK6	1.03	1.98% 0.02	█	24/04/29 13:27:36	16 16.48
DELIVERY HERO SE DE000A2E4K43	24.58	-3.61% -0.92		24/05/09 12:23:46	251,406 6,206,897.64
DELTICOM AG DE0005146807	3.32	-1.78% -0.06		24/05/09 09:19:59	56 185.92

CDAX PERFORMANCE-INDEX

DEMIRE DEUTSCHE MITTELSTA... DE000A0XFSF0	0.99	4.76% 0.05		24/05/08 17:36:20	8,724 8,686.01
DERMAPHARM HOLDING SE DE000A2GS5D8	35.00	1.01% 0.35		24/05/09 12:21:21	3,069 107,013.20
DEUTSCHE BANK AG DE0005140008	16.042	0.26% 0.04		24/05/09 12:24:12	1,112,921 17,839,156.06
DEUTSCHE BETEILIGUNGS AG DE000A1TNUT7	28.35	-0.35% -0.10		24/05/09 10:18:54	5,463 154,617.85
DEUTSCHE BOERSE AG DE0005810055	187.00	0.08% 0.15		24/05/09 12:19:56	20,339 3,794,229.60
DEUTSCHE EUROSHOP AG DE0007480204	18.62	0.43% 0.08		24/05/09 12:06:38	4,253 78,740.94
DEUTSCHE KONSUM REIT-AG DE000A14KRD3	2.66	2.70% 0.07		24/05/08 17:36:00	18,378 48,738.33
DEUTSCHE LUFTHANSA AG DE0008232125	6.754	-0.62% -0.04		24/05/09 12:22:09	912,373 6,159,918.24
DEUTSCHE PFANDBRIEFBANK A... DE0008019001	4.888	-0.29% -0.01		24/05/09 11:55:58	52,804 256,778.38
DEUTSCHE POST AG DE0005552004	39.05	1.93% 0.74		24/05/09 12:24:01	708,124 27,521,843.68
DEUTSCHE REAL ESTATE AG DE0008055021	7.20	0.00% 0.00		24/05/09 08:28:31	0 0.00
DEUTSCHE TELEKOM AG DE0005557508	21.80	0.74% 0.16		24/05/09 12:24:08	1,294,384 28,099,183.17
DEUTSCHE WOHNEN SE DE000A0HN5C6	17.96	-0.22% -0.04		24/05/09 12:05:38	15,981 288,794.12
DEUTZ AG DE0006305006	5.39	-2.88% -0.16		24/05/09 12:20:58	84,446 458,156.84
DF DEUTSCHE FORFAIT AG NP... DE000A2AA204	1.76	4.14% 0.07		24/05/09 12:19:08	3,168 5,415.40
DFV DEUTSCHE FAMILIENVERS... DE000A2NBVD5	6.15	2.50% 0.15		24/05/08 17:36:17	2,211 13,695.30
DIERIG HOLDING AG DE0005580005	9.90	0.00% 0.00		24/05/08 17:36:21	0 0.00
DMG MORI AKTIENGESELLSCHA... DE0005878003	43.30	0.23% 0.10		24/05/08 17:36:28	4,584 198,472.40
DR. HÖNLE AG DE0005157101	19.65	-1.26% -0.25		24/05/08 17:36:09	14,337 279,940.25
DR. ING. H.C. F. PORSCHE ... DE000PAG9113	81.54	-0.07% -0.06		24/05/09 12:24:00	86,377 7,050,975.62
DRÄGERWERK AG & CO. KGAA DE0005550602	44.20	-1.34% -0.60		24/05/09 12:08:41	514 22,764.30
DRÄGERWERK AG & CO. KGAA ... DE0005550636	48.50	-2.41% -1.20		24/05/09 12:19:36	1,208 58,500.55