

# CDAX PERFORMANCE-INDEX

ISIN: **DE0008469602** WKN: -

## Übersicht

29.04.2024 17:50:00

Kurs

**1.564,36** EUR

Differenz  -0,07% (-1,04)

### Stammdaten

|                                       |                  |
|---------------------------------------|------------------|
| ISIN                                  | DE0008469602     |
| Symbol                                | CDAX             |
| Land                                  | Deutschland      |
| Anzahl der enthaltenen Werte im Index | 358              |
| Index-Typ                             | Performanceindex |
| Wertpapierkategorie                   | Index            |

### Top 5

| Name          | Kurs  | + - (%) | Trend   |
|---------------|-------|---------|---|
| COMPLEO CH... | 0,29  | +16,67  |  |
| WASGAU PRO... | 11,20 | +12,00  |  |
| BRANICKS G... | 1,45  | +11,54  |  |
| VOLTABOX A... | 1,23  | +9,05   |  |
| SINGULUS T... | 1,655 | +8,88   |  |

Intraday 1W 1M 6M 1J 3J

### Flop 5

| Name          | Kurs   | + - (%) | Trend   |
|---------------|--------|---------|---|
| NEXR TECHN... | 0,02   | -42,03  |  |
| PEARL GOLD... | 0,31   | -8,82   |  |
| DEUTSCHE B... | 15,104 | -8,64   |  |
| RAVENO CAP... | 0,38   | -7,32   |  |
| GELSENWASS... | 670,00 | -5,63   |  |

Intraday 1W 1M 6M 1J 3J



Die Wertentwicklung der Vergangenheit lässt keine verlässlichen Rückschlüsse auf die zukünftige Entwicklung eines Finanzinstruments zu.

Quelle: FactSet

### Aktuellstes Research

| Märkte     |  |          |
|------------|--|----------|
| Datum      | Überschrift  | Download |
| 29.04.2024 |  Wie reagiert die Fed auf die jüngsten Daten? |          |
| 26.04.2024 |  Week Ahead                                   |          |
| 26.04.2024 |  Wochenausblick                               |          |
| 26.04.2024 |  Global Equity Ratings                        |          |
| 26.04.2024 |  Aktienempfehlungen Global                    |          |

5J

**Nähere Infos zu den Ländern &  
Regionen**

**➤ Märkte nach Region**

## Details

29.04.2024 17:50:00

Kurs

**1.564,36** EURDifferenz  -0,07% (-1,04)

## Stammdaten

|                                       |              |
|---------------------------------------|--------------|
| ISIN                                  | DE0008469602 |
| Symbol                                | CDAX         |
| Land                                  | Deutschland  |
| Wertpapierkategorie                   | Index        |
| Anzahl der enthaltenen Werte im Index | 358          |

## Marktdaten

|                 |               |
|-----------------|---------------|
| Eröffnung       | 1.565,39 EUR  |
| Hoch            | 1.572,53 EUR  |
| Tief            | 1.562,65 EUR  |
| Schluss Vortag  | 1.565,40 EUR  |
| Volumen (Mio.)  | 114.902.288   |
| Volumen (Stück) | 3.596.840.085 |

## Performance und Risiko

|             | 6M      | 1J      | 3J      |
|-------------|---------|---------|---------|
| Perf (%)    | +22,00% | +10,97% | +9,52%  |
| Perf (abs.) | +282,27 | +154,71 | +136,06 |
| Beta        | -       | -       | -       |
| Volatilität | 10,26   | 11,44   | 17,44   |



Die Wertentwicklung der Vergangenheit lässt keine verlässlichen Rückschlüsse auf die zukünftige Entwicklung eines Finanzinstruments zu.

Quelle: FactSet

## Kursdaten

|   |                            |
|---|----------------------------|
| Ø Kurs 5 Tage   Ø Volumen 5 Tage (Stk.)     | 1.558,74 EUR (119.614.048) |
| Ø Kurs 30 Tage   Ø Volumen 30 Tage (Stk.)   | 1.558,38 EUR (115.310.769) |
| Ø Kurs 100 Tage   Ø Volumen 100 Tage (Stk.) | 1.500,18 EUR (109.079.259) |
| Ø Kurs 250 Tage   Ø Volumen 250 Tage        | 1.432,28 EUR (105.339.426) |
| Hoch seit 1.1.   Datum                      | 1.597,75 EUR (02.04.2024)  |
| Tief seit 1.1.   Datum                      | 1.413,55 EUR (17.01.2024)  |
| 52 Wochen Hoch   Datum                      | 1.597,75 EUR (02.04.2024)  |
| 52 Wochen Tief   Datum                      | 1.280,18 EUR (26.10.2023)  |

## Enthaltene Werte

Seite 1 von 4

<< <  >

&gt;&gt;




| Name<br>ISIN                                 | Kurs   | Diff %<br>Diff /- | Performance | Datum<br>Zeit        | Gehandelte Stück<br>Umsatz Geld |
|--|--------|-------------------|-------------|----------------------|---------------------------------|
| 1&1 AG<br>DE0005545503                       | 17,00  | 0,71%<br>0,12     |             | 29.04.24<br>17:35:20 | 45.709<br>769.578,34            |
| 11 88 0 SOLUTIONS AG<br>DE0005118806         | 0,755  | -0,66%<br>-0,01   |             | 29.04.24<br>17:36:15 | 0<br>0,00                       |
| 2INVEST AG<br>DE000A3H3L44                   | 8,65   | -1,70%<br>-0,15   |             | 29.04.24<br>17:36:04 | 720<br>6.139,80                 |
| 3U HOLDING AG<br>DE0005167902                | 2,085  | 0,72%<br>0,02     |             | 29.04.24<br>17:36:04 | 34.289<br>71.341,54             |
| 4SC AG<br>DE000A3E5C40                       | 2,98   | 0,00%<br>0,00     |             | 08.02.23<br>13:41:21 | 26<br>77,48                     |
| 7C SOLARPARKEN AG<br>DE000A11QW68            | 3,175  | 0,16%<br>0,01     |             | 29.04.24<br>17:36:15 | 25.396<br>80.748,66             |
| A.S. CRÉATION TAPETEN AG<br>DE000A1TNNN5     | 10,80  | -4,42%<br>-0,50   |             | 29.04.24<br>17:36:16 | 0<br>0,00                       |
| AAP IMPLANTATE AG INHABER...<br>DE000A3H2101 | 0,955  | 3,80%<br>0,04     |             | 29.04.24<br>15:34:34 | 6.956<br>6.485,69               |
| ABOUT YOU HOLDING SE INHA...<br>DE000A3CNK42 | 4,54   | 3,18%<br>0,14     |             | 29.04.24<br>17:36:15 | 44.033<br>196.659,86            |
| ACCENTRO REAL ESTATE AG<br>DE000A0KFKB3      | 0,45   | 6,64%<br>0,03     |             | 29.04.24<br>17:36:07 | 2.898<br>1.234,38               |
| ADESSO AG<br>DE000A0Z23Q5                    | 108,20 | 1,31%<br>1,40     |             | 29.04.24<br>17:35:22 | 3.000<br>322.967,00             |
| ADIDAS AG<br>DE000A1EWWW0                    | 232,30 | 0,61%<br>1,40     |             | 29.04.24<br>17:40:36 | 386.905<br>89.887.560,70        |
| ADTRAN NETWORKS SE<br>DE0005103006           | 19,92  | -0,20%<br>-0,04   |             | 29.04.24<br>17:35:25 | 28.027<br>557.854,38            |
| AHLERS AG<br>DE0005009740                    | 0,01   | -4,76%<br>-0,00   |             | 29.04.24<br>18:29:48 | 443<br>4,43                     |
| AIS AG<br>DE0006492903                       | 0,005  | 0,00%<br>0,00     |             | 06.01.20<br>08:12:34 | 0<br>0,00                       |
| AIXTRON SE<br>DE000A0WMPJ6                   | 21,87  | -4,16%<br>-0,95   |             | 29.04.24<br>17:35:10 | 1.128.398<br>24.866.673,85      |
| ALBA SE<br>DE0006209901                      | 10,00  | 2,04%<br>0,20     |             | 29.04.24<br>15:29:01 | 0<br>0,00                       |
| ALBIS LEASING AG<br>DE0006569403             | 2,26   | 0,00%<br>0,00     |             | 29.04.24<br>17:36:19 | 0<br>0,00                       |
| ALL FOR ONE STEEB AG<br>DE0005110001         | 60,20  | -0,33%<br>-0,20   |             | 29.04.24<br>17:36:27 | 398<br>23.826,80                |
| ALLANE SE<br>DE000A0DPRE6                    | 11,00  | 0,00%<br>0,00     |             | 29.04.24<br>08:04:25 | 0<br>0,00                       |
| ALLGEIER SE<br>DE000A2GS633                  | 19,50  | -0,26%<br>-0,05   |             | 29.04.24<br>17:36:16 | 2.704<br>53.353,80              |
| ALLIANZ SE<br>DE0008404005                   | 266,30 | 0,30%<br>0,80     |             | 29.04.24<br>17:35:05 | 517.865<br>138.061.034,00       |
| ALSTRIA OFFICE REIT AG 10...<br>DE000A0LD2U1 | 3,50   | 0,29%<br>0,01     |             | 29.04.24<br>17:36:06 | 19.001<br>66.738,32             |

|  |        |                 |  |                      |                             |
|--|--------|-----------------|--|----------------------|-----------------------------|
| ALTECH ADVANCED MATERIALS...<br>DE000A31C3Y4 | 6,35   | -0,78%<br>-0,05 |  | 29.04.24<br>17:36:16 | 80<br>496,00                |
| ALZCHEM GROUP AG<br>DE000A2YNT30             | 45,30  | -1,09%<br>-0,50 |  | 29.04.24<br>17:36:08 | 22.340<br>1.002.011,30      |
| AMADEUS FIRE AG<br>DE0005093108              | 116,00 | 0,87%<br>1,00   |  | 29.04.24<br>17:35:22 | 3.062<br>355.079,00         |
| ARTNET AG<br>DE000A1K0375                    | 5,55   | 0,00%<br>0,00   |  | 29.04.24<br>17:36:05 | 0<br>0,00                   |
| ATOSS SOFTWARE AG<br>DE0005104400            | 260,00 | 1,56%<br>4,00   |  | 29.04.24<br>17:41:14 | 6.016<br>1.561.389,50       |
| AUMANN AG INHABER-AKTIE...<br>DE000A2DAM03   | 17,54  | 1,04%<br>0,18   |  | 29.04.24<br>17:36:27 | 6.456<br>112.970,86         |
| AURUBIS AG<br>DE0006766504                   | 75,95  | 2,36%<br>1,75   |  | 29.04.24<br>17:37:55 | 92.359<br>6.991.811,55      |
| AUTO1 GROUP SE INHABER-AK...<br>DE000A2LQ884 | 4,846  | 1,51%<br>0,07   |  | 29.04.24<br>17:35:21 | 181.838<br>876.283,40       |
| B+S BANKSYSTEME AG<br>DE0001262152           | 1,68   | 0,60%<br>0,01   |  | 29.04.24<br>17:35:59 | 0<br>0,00                   |
| BASF SE<br>DE000BASF111                      | 49,055 | 0,47%<br>0,23   |  | 29.04.24<br>17:35:14 | 3.076.225<br>150.701.892,27 |
| BASLER AG<br>DE0005102008                    | 11,16  | 1,82%<br>0,20   |  | 29.04.24<br>17:36:22 | 7.877<br>87.292,06          |
| BASTEI LUEBBE AG<br>DE000A1X3YY0             | 6,45   | -1,53%<br>-0,10 |  | 29.04.24<br>17:36:23 | 1.009<br>6.545,70           |
| BAYER AG<br>DE000BAY0017                     | 27,59  | 0,69%<br>0,19   |  | 29.04.24<br>17:35:26 | 2.430.613<br>66.906.932,26  |
| BAYERISCHE MOTOREN WERKE ...<br>DE0005190003 | 106,80 | 0,38%<br>0,40   |  | 29.04.24<br>17:42:03 | 630.451<br>67.436.409,20    |
| BAYERISCHE MOTOREN WERKE ...<br>DE0005190037 | 100,10 | 0,96%<br>0,95   |  | 29.04.24<br>17:35:12 | 62.028<br>6.209.563,85      |
| BAYWA AG<br>DE0005194005                     | 33,00  | 1,54%<br>0,50   |  | 29.04.24<br>16:10:11 | 30<br>990,00                |
| BAYWA AG<br>DE0005194062                     | 22,90  | 2,23%<br>0,50   |  | 29.04.24<br>17:35:03 | 12.868<br>291.924,55        |
| BECHTLE AG<br>DE0005158703                   | 46,26  | -0,26%<br>-0,12 |  | 29.04.24<br>17:35:09 | 222.305<br>10.281.657,32    |
| BEIERSDORF AG<br>DE0005200000                | 139,45 | -0,75%<br>-1,05 |  | 29.04.24<br>17:35:09 | 249.168<br>34.847.657,40    |
| BERENTZEN-GRUPPE AG<br>DE0005201602          | 5,56   | 1,83%<br>0,10   |  | 29.04.24<br>17:36:23 | 3.200<br>17.607,20          |
| BERTRANDT AG<br>DE0005232805                 | 40,50  | -0,25%<br>-0,10 |  | 29.04.24<br>17:36:01 | 2.110<br>85.524,80          |
| BET-AT-HOME.COM AG<br>DE000A0DNAY5           | 2,43   | -3,19%<br>-0,08 |  | 29.04.24<br>17:36:09 | 2.428<br>5.826,50           |
| BIJOU BRIGITTE MODISCHE A...<br>DE0005229504 | 38,15  | 0,13%<br>0,05   |  | 29.04.24<br>17:36:22 | 860<br>32.807,35            |
| BIKE24 HOLDING AG INHABER...<br>DE000A3CQ7F4 | 1,41   | 4,06%<br>0,06   |  | 29.04.24<br>17:36:26 | 13.330<br>18.365,27         |
| BILFINGER SE<br>DE0005909006                 | 44,75  | 0,00%<br>0,00   |  | 29.04.24<br>17:35:26 | 62.456<br>2.798.098,30      |
| BIOFRONTERA AG<br>DE0006046113               | 0,35   | 4,79%<br>0,02   |  | 29.04.24<br>17:36:08 | 13.515<br>4.848,73          |
| BIOTEST AG<br>DE0005227201                   | 41,60  | 0,00%<br>0,00   |  | 29.04.24<br>17:36:15 | 0<br>0,00                   |
| BIOTEST AG VZ                                | 28,90  | 0,70%           |  | 29.04.24             | 0                           |

## CDAX PERFORMANCE-INDEX

|  |        |                  |   |                      |                            |
|--|--------|------------------|---|----------------------|----------------------------|
| DE0005227235                                 |        | 0,20             |   | 17:36:01             | 0,00                       |
| BORUSSIA DORTMUND GMBH &C...<br>DE0005493092 | 3,69   | -0,40%<br>-0,02  |   | 29.04.24<br>17:35:26 | 98.414<br>363.569,36       |
| BRAIN BIOTECH AG NAMENS-A...<br>DE0005203947 | 2,78   | -3,47%<br>-0,10  |   | 29.04.24<br>17:36:05 | 6.923<br>19.791,07         |
| BRANICKS GROUP AG<br>DE000A1X3XX4            | 1,45   | 11,54%<br>0,15   | █ | 29.04.24<br>17:36:08 | 356.562<br>482.304,86      |
| BRENTAG SE<br>DE000A1DAH0                    | 75,28  | 0,56%<br>0,42    |   | 29.04.24<br>17:35:19 | 190.771<br>14.359.890,08   |
| BROCKHAUS TECHNOLOGIES AG<br>DE000A2GSU42    | 22,00  | 0,46%<br>0,10    |   | 29.04.24<br>17:36:00 | 6.991<br>153.417,80        |
| CAMERIT AG<br>DE000HNC2059                   | 50,50  | -0,98%<br>-0,50  |   | 29.04.24<br>19:07:20 | 15<br>762,50               |
| CANCOM SE<br>DE0005419105                    | 29,72  | 1,50%<br>0,44    | █ | 29.04.24<br>17:35:07 | 29.662<br>877.732,40       |
| CAPSENSIXX AG<br>DE000A2G9M17                | 14,50  | -1,36%<br>-0,20  |   | 29.04.24<br>17:36:23 | 170<br>2.465,00            |
| CARL ZEISS MEDITEC AG<br>DE0005313704        | 100,70 | 0,40%<br>0,40    |   | 29.04.24<br>17:35:28 | 117.623<br>11.841.447,80   |
| CECONOMY AG<br>DE0007257503                  | 2,202  | 2,04%<br>0,04    | █ | 29.04.24<br>17:35:10 | 164.704<br>361.138,24      |
| CENIT AG<br>DE0005407100                     | 12,50  | -3,85%<br>-0,50  |   | 29.04.24<br>17:36:15 | 5.751<br>72.984,20         |
| CEWE STIFTUNG & CO. KGAA<br>DE0005403901     | 99,90  | 1,32%<br>1,30    | █ | 29.04.24<br>17:35:27 | 2.180<br>216.930,60        |
| CHERRY AG INHABER-AKTIE...<br>DE000A3CRRN9   | 2,38   | 3,70%<br>0,09    | █ | 29.04.24<br>17:36:22 | 44.907<br>106.965,97       |
| CO.DON AG<br>DE000A3E5C08                    | 0,245  | -28,99%<br>-0,10 |   | 30.09.22<br>17:36:22 | 31.251<br>7.919,52         |
| COMMERZBANK AG<br>DE000CBK1001               | 13,74  | -2,59%<br>-0,37  |   | 29.04.24<br>17:39:21 | 5.081.349<br>70.673.976,27 |
| COMPLEO CHARGING SOLUTION...<br>DE000A2QDNX9 | 0,28   | 16,67%<br>0,04   | █ | 29.04.24<br>20:04:40 | 5.000<br>1.400,00          |
| COMPUGROUP MEDICAL SE & C...<br>DE000A288904 | 28,64  | 0,49%<br>0,14    |   | 29.04.24<br>17:35:25 | 75.956<br>2.176.130,02     |
| CONTINENTAL AG<br>DE0005439004               | 60,96  | -2,46%<br>-1,54  |   | 29.04.24<br>17:35:19 | 403.895<br>24.691.203,40   |
| COVESTRO AG<br>DE0006062144                  | 47,55  | -1,08%<br>-0,52  |   | 29.04.24<br>17:35:10 | 423.415<br>20.155.553,22   |
| CREDITSHELF AG<br>DE000A2LQUA5               | 2,30   | 0,00%<br>0,00    |   | 27.03.24<br>16:14:44 | 200<br>460,00              |
| CROPENERGIES AG<br>DE000A0LAUP1              | 11,52  | 2,13%<br>0,24    | █ | 28.02.24<br>17:40:08 | 67.212<br>770.466,36       |
| CTS EVENTIM AG & CO. KGAA<br>DE0005470306    | 83,05  | 1,10%<br>0,90    |   | 29.04.24<br>17:35:18 | 158.070<br>13.133.303,70   |
| DAIMLER TRUCK HOLDING AG<br>DE000DTR0CK8     | 44,03  | 2,63%<br>1,13    | █ | 29.04.24<br>17:35:32 | 1.314.911<br>57.678.932,52 |
| DATA MODUL AG PROD.UND VE...<br>DE0005498901 | 34,60  | -0,57%<br>-0,20  |   | 29.04.24<br>17:36:19 | 285<br>9.959,80            |
| DECHENG TECHNOLOGY AG<br>DE000A3MQRK6        | 1,03   | 1,98%<br>0,02    | █ | 29.04.24<br>13:27:36 | 16<br>16,48                |
| DELIVERY HERO SE<br>DE000A2E4K43             | 27,02  | 4,49%<br>1,16    | █ | 29.04.24<br>17:35:06 | 1.654.423<br>44.005.540,27 |
| DELTICOM AG<br>DE0005146807                  | 2,52   | 2,44%<br>0,06    | █ | 29.04.24<br>17:36:25 | 24.309<br>60.467,20        |

## CDAX PERFORMANCE-INDEX

|  |        |                 |   |                      |                              |
|--|--------|-----------------|---|----------------------|------------------------------|
| DEMIRE DEUTSCHE MITTELSTA...<br>DE000A0XFSF0 | 0,935  | 1,63%<br>0,02   |    | 29.04.24<br>17:36:20 | 2.164<br>2.001,70            |
| DERMAPHARM HOLDING SE<br>DE000A2GS5D8        | 31,50  | 0,64%<br>0,20   |    | 29.04.24<br>17:37:38 | 19.179<br>603.821,35         |
| DEUTSCHE BANK AG<br>DE0005140008             | 15,104 | -8,64%<br>-1,43 |    | 29.04.24<br>17:41:30 | 28.836.533<br>443.571.690,75 |
| DEUTSCHE BETEILIGUNGS AG<br>DE000A1TNUT7     | 27,85  | 2,39%<br>0,65   |    | 29.04.24<br>17:35:15 | 9.521<br>263.193,40          |
| DEUTSCHE BOERSE AG<br>DE0005810055           | 182,15 | -0,27%<br>-0,50 |    | 29.04.24<br>17:35:10 | 207.833<br>37.913.583,55     |
| DEUTSCHE EUROSHOP AG<br>DE0007480204         | 18,92  | -0,11%<br>-0,02 |    | 29.04.24<br>17:36:00 | 9.294<br>176.294,64          |
| DEUTSCHE KONSUM REIT-AG<br>DE000A14KRD3      | 2,79   | 1,45%<br>0,04   |    | 29.04.24<br>17:36:13 | 9.964<br>27.111,37           |
| DEUTSCHE LUFTHANSA AG<br>DE0008232125        | 6,742  | 0,69%<br>0,05   |    | 29.04.24<br>17:44:19 | 5.963.062<br>40.101.653,33   |
| DEUTSCHE PFANDBRIEFBANK A...<br>DE0008019001 | 4,588  | -0,78%<br>-0,04 |    | 29.04.24<br>17:35:22 | 287.348<br>1.315.779,56      |
| DEUTSCHE POST AG<br>DE0005552004             | 38,90  | 0,15%<br>0,06   |    | 29.04.24<br>17:35:05 | 2.445.968<br>95.150.648,24   |
| DEUTSCHE REAL ESTATE AG<br>DE0008055021      | 7,40   | -6,92%<br>-0,55 |    | 11.04.24<br>09:39:08 | 0<br>0,00                    |
| DEUTSCHE TELEKOM AG<br>DE0005557508          | 21,79  | -0,27%<br>-0,06 |    | 29.04.24<br>17:35:25 | 5.400.349<br>117.804.776,38  |
| DEUTSCHE WOHNEN AG<br>DE000A0HN5C6           | 17,30  | 1,76%<br>0,30   |    | 29.04.24<br>17:35:21 | 128.683<br>2.219.469,88      |
| DEUTZ AG<br>DE0006305006                     | 5,80   | 2,20%<br>0,13   |  | 29.04.24<br>17:35:21 | 280.509<br>1.615.292,26      |
| DF DEUTSCHE FORFAIT AG NA...<br>DE000A2AA204 | 1,49   | 4,20%<br>0,06   |  | 29.04.24<br>17:36:22 | 4.551<br>6.557,82            |
| DFV DEUTSCHE FAMILIENVERS...<br>DE000A2NBVD5 | 5,65   | 0,00%<br>0,00   |  | 29.04.24<br>17:36:26 | 0<br>0,00                    |
| DIERIG HOLDING AG<br>DE0005580005            | 9,80   | -1,01%<br>-0,10 |  | 29.04.24<br>17:36:27 | 300<br>2.925,00              |
| DMG MORI AKTIENGESELLSCHA...<br>DE0005878003 | 44,20  | 0,00%<br>0,00   |  | 29.04.24<br>17:36:24 | 31.850<br>1.410.297,40       |
| DR. HOENLE AG<br>DE0005157101                | 19,90  | 0,00%<br>0,00   |  | 29.04.24<br>17:36:28 | 6.027<br>119.012,20          |
| DR. ING. H.C. F. PORSCHE ...<br>DE000PAG9113 | 87,28  | -2,81%<br>-2,52 |  | 29.04.24<br>17:38:19 | 1.132.820<br>98.648.542,72   |
| DRAEGERWERK AG & CO. KGAA<br>DE0005550602    | 43,00  | 1,90%<br>0,80   |  | 29.04.24<br>17:35:03 | 3.971<br>170.652,40          |
| DRAEGERWERK AG & CO. KGAA...<br>DE0005550636 | 50,60  | 3,58%<br>1,75   |  | 29.04.24<br>17:35:11 | 7.809<br>392.900,60          |