

CDAX PERFORMANCE-INDEX

ISIN: **DE0008469602** WKN: -

Overview

2024/04/23 15:51:00	
Price	1,557.93 EUR
Difference	▲ 1.28% (19.63)
General attributes	
ISIN	DE0008469602
Symbol	CDAX
Country	Germany
Instruments in index	358
Type of index	Performance Index
Security type	Index
Market data	
Open	1,538.30 EUR
High	1,558.58 EUR
Low	1,538.30 EUR
Close (prev. day)	1,538.30 EUR
Trading volume (m)	45,226,061
Volume (pcs)	1,911,465,811



Information about previous performance does not guarantee future performance.
Source: FactSet

Top 5

Name	Price	+ - (%)	Trend
NORCOM INF...	6.66	+16.84	▲
SPORTTOTAL...	1.00	+12.99	▲
RHÖN-KLINI...	13.10	+11.02	▲
USU SOFTWA...	18.20	+10.64	▲
HYPOPORT S...	250.80	+8.85	▲

Intraday 1w 1m 6m 1y 3y

Flop 5

Name	Price	+ - (%)	Trend
ACCENTRO R...	0.515	-8.85	▼
PEARL GOLD...	0.312	-8.24	▼
INTERAINM...	0.35	-7.89	▼
TUFF GROUP...	0.42	-6.67	▼
NFON AG NP...	5.70	-5.00	▼

Intraday 1w 1m 6m 1y 3y

Recent research

Date	Headline	Download
2024/04/22	Wird sich die Stimmung im April verbessern?	
2024/04/19	Week Ahead	
2024/04/19	Wochenausblick	
2024/04/17	Credit Markets Weekly	
2024/04/17	Credit Markets Weekly (DE)	

Futures and Options

Related Futures -

Related Options -

Details

2024/04/23 15:51:00

Price

1,557.93 EUR

Difference



1.28% (19.63)

General attributes

ISIN DE0008469602

Symbol CDAX

Country Germany

Security type Index

Instruments in index 358

Market data

Open 1,538.30 EUR

High 1,558.58 EUR

Low 1,538.30 EUR

Close (prev. day) 1,538.30 EUR

Trading volume (m) 45,226,061

Volume (pcs) 1,911,465,811

Performance and Risk

	6m	1y	3y
Perf (%)	+18.63%	+9.35%	+6.86%
Perf (abs.)	+241.60	+131.53	+98.73
Beta	-	-	-
Volatility	9.98	11.32	17.40

1,625.00

1,500.00

1,375.00

1,250.00

1,125.00

1,000.00

875.00

750.00

2020

2021

2022

2023

2024

5y



Information about previous performance does not guarantee future performance.

Source: FactSet

Price data

Ø price 5 days Ø volume 5 days (pcs.)	1,532.47 EUR (102,388,436)
Ø price 30 days Ø volume 30 days (pcs.)	1,555.77 EUR (116,740,220)
Ø price 100 days Ø volume 100 days (pcs.)	1,493.14 EUR (109,152,227)
Ø price 250 days Ø volume 250 days (pcs.)	1,429.19 EUR (104,995,109)
YTD High date	1,597.75 EUR (2024/04/02)
YTD Low date	1,413.55 EUR (2024/01/17)
52 Weeks High date	1,597.75 EUR (2024/04/02)
52 Weeks Low date	1,280.18 EUR (2023/10/26)


















Composition

Name ISIN	Price	Diff % Diff +/-	Performance	Date Time	Turnover Pc. Turnover Money
1&1 AG DE0005545503	16.66	1.22% 0.20		24/04/23 15:45:02	10,181 169,284.12
11 88 0 SOLUTIONS AG DE0005118806	0.74	2.78% 0.02		24/04/22 17:36:13	14 9.66
2INVEST AG DE000A3H3L44	8.60	-0.58% -0.05		24/04/22 17:36:25	504 4,284.60
3U HOLDING AG DE0005167902	2.125	5.99% 0.12		24/04/23 14:24:22	33,039 68,387.49
4SC AG DE000A3E5C40	2.98	0.00% 0.00		23/02/08 13:41:21	26 77.48
7C SOLARPARKEN AG DE000A11QW68	3.065	-0.81% -0.03		24/04/23 15:31:38	4,604 14,213.08
A.S. CRÉATION TAPETEN AG DE000A1TNNN5	11.20	1.82% 0.20		24/04/23 09:02:26	100 1,120.00
AAP IMPLANTATE AG NPV DE000A3H2101	0.785	-3.68% -0.03		24/04/23 10:27:45	17 13.35
ABOUT YOU HOLDING SE NPV DE000A3CNK42	4.73	6.41% 0.28		24/04/23 15:47:44	60,038 277,839.30
ACCENTRO REAL ESTATE AG DE000A0KFKB3	0.515	-8.85% -0.05		24/04/23 12:29:30	4,002 2,161.03
ADESSO AG DE000A0Z23Q5	107.20	2.49% 2.60		24/04/23 15:46:24	1,260 133,654.80
ADIDAS AG DE000A1EWWW0	226.20	1.07% 2.40		24/04/23 15:51:02	152,057 34,244,723.30
ADTRAN NETWORKS SE DE0005103006	19.92	0.10% 0.02		24/04/23 13:07:21	4,107 81,729.66
AHLERS AG DE0005009740	0.0105	0.00% 0.00		24/04/23 08:05:11	0 0.00
AIS AG DE0006492903	0.005	0.00% 0.00		20/01/06 08:12:34	0 0.00
AIXTRON SE DE000A0WMPJ6	22.37	4.09% 0.88		24/04/23 15:50:50	686,627 15,437,282.83
ALBA SE DE0006209901	10.30	0.00% 0.00		24/04/23 15:29:02	0 0.00
ALBIS LEASING AG DE0006569403	2.24	0.00% 0.00		24/04/22 17:36:07	0 0.00
ALL FOR ONE STEEB AG DE0005110001	61.00	0.33% 0.20		24/04/23 15:01:06	922 56,496.40
ALLANE SE DE000A0DPRE6	11.00	0.00% 0.00		24/04/23 08:02:14	0 0.00
ALLGEIER SE DE000A2GS633	19.20	-2.78% -0.55		24/04/23 15:49:00	3,216 62,211.40
ALLIANZ SE DE0008404005	269.70	1.12% 3.00		24/04/23 15:51:16	342,247 91,838,833.30
ALSTRIA OFFICE REIT AG 10... DE000A0LD2U1	3.41	0.29% 0.01		24/04/23 15:34:55	3,763 12,897.05

CDAX PERFORMANCE-INDEX

ALTECH ADVANCED MATERIALS... DE000A31C3Y4	6.40	-1.54% -0.10		24/04/22 17:36:17	887 5,676.80
ALZCHEM GROUP AG DE000A2YNT30	46.50	-0.21% -0.10		24/04/23 15:39:27	7,829 364,424.60
AMADEUS FIRE AG DE0005093108	117.00	0.17% 0.20		24/04/23 15:36:35	1,749 202,459.00
ARTNET AG DE000A1K0375	5.85	3.54% 0.20	█	24/04/22 17:36:08	1,973 11,108.45
ATOSS SOFTWARE AG DE0005104400	241.50	0.63% 1.50		24/04/23 15:45:26	743 179,997.00
AUMANN AG NPV DE000A2DAM03	17.46	1.28% 0.22	█	24/04/23 15:49:19	9,176 160,120.44
AURUBIS AG DE0006766504	73.10	-0.88% -0.65		24/04/23 15:45:00	52,587 3,834,319.25
AUTO1 GRP NPV DE000A2LQ884	4.792	-1.28% -0.06		24/04/23 15:49:41	220,664 1,069,454.96
B+S BANKSYSTEME AG DE0001262152	1.65	-1.20% -0.02		24/04/22 17:36:23	0 0.00
BASF SE DE000BASF111	51.07	-0.08% -0.04		24/04/23 15:51:18	1,372,166 69,936,942.43
BASLER AG DE0005102008	10.70	2.10% 0.22	█	24/04/23 13:48:17	3,530 37,607.76
BASTEI LÜBBE AG DE000A1X3YY0	6.60	0.00% 0.00		24/04/22 17:36:12	0 0.00
BAYER AG DE000BAY0017	27.22	-0.35% -0.10		24/04/23 15:51:16	1,579,377 43,123,018.45
BAYERISCHE MOTOREN WERKE ... DE0005190003	106.00	0.14% 0.15		24/04/23 15:50:58	458,084 48,489,405.65
BAYERISCHE MOTOREN WERKE ... DE0005190037	98.65	-0.10% -0.10		24/04/23 15:50:53	61,866 6,120,558.70
BAYWA AG DE0005194005	32.30	3.86% 1.20	█	24/04/23 14:13:56	50 1,615.00
BAYWA AG DE0005194062	22.75	0.00% 0.00		24/04/23 15:50:15	5,175 117,842.55
BECHTLE AG DE0005158703	46.86	1.56% 0.72	█	24/04/23 15:50:52	48,343 2,259,278.12
BEIERSDORF AG DE0005200000	138.10	1.25% 1.70	█	24/04/23 15:50:57	139,455 19,229,355.10
BERENTZEN-GRUPPE AG DE0005201602	5.54	0.00% 0.00		24/04/23 14:31:28	2,379 13,143.84
BERTRANDT AG DE0005232805	41.90	1.21% 0.50	█	24/04/23 15:50:50	3,589 150,323.00
BET-AT-HOME.COM AG DE000A0DNAY5	2.40	-4.00% -0.10		24/04/23 13:53:42	349 837.29
BIJOU BRIGITTE MODISCHE A... DE0005229504	37.45	-0.93% -0.35		24/04/23 13:56:07	407 15,364.00
BIKE24 HOLDING AG NPV DE000A3CQ7F4	1.40	2.19% 0.03	█	24/04/23 13:54:18	12,513 17,495.20
BILFINGER SE DE0005909006	42.95	1.54% 0.65	█	24/04/23 15:42:23	11,112 474,206.15
BIOFRONTERA AG DE0006046113	0.346	10.90% 0.03	█	24/04/22 17:36:00	13,534 4,473.02
BIOTEST AG DE0005227201	41.80	0.48% 0.20		24/04/22 17:36:21	0 0.00
BIOTEST AG VZ	28.80	0.70%		24/04/22	0

CDAX PERFORMANCE-INDEX

DE0005227235		0.20		17:36:22	0.00
BORUSSIA DORTMUND GMBH &C... DE0005493092	3.755	1.08% 0.04		24/04/23 14:57:37	62,365 233,902.07
BRAIN BIOTECH AG NPV DE0005203947	2.84	1.07% 0.03		24/04/23 15:03:35	11,214 31,730.94
BRANICKS GROUP AG DE000A1X3XX4	1.492	0.00% 0.00		24/04/23 15:40:03	49,597 74,664.73
BRENTAG SE DE000A1DAH0	74.98	0.56% 0.42		24/04/23 15:50:19	107,305 8,008,534.36
BROCKHAUS TECHNOLOGIES AG DE000A2GSU42	21.80	-1.36% -0.30		24/04/23 13:17:13	2,166 47,589.20
CAMERIT AG DE000HNC2059	48.40	0.00% 0.00		24/04/23 08:05:11	0 0.00
CANCOM SE DE0005419105	30.14	3.36% 0.98		24/04/23 15:50:09	25,209 754,132.94
CAPSENSIXX AG DE000A2G9M17	14.70	0.00% 0.00		24/04/22 17:36:02	0 0.00
CARL ZEISS MEDITEC AG DE0005313704	102.40	3.85% 3.80		24/04/23 15:49:32	102,894 10,451,596.10
CCS ABWICKLUNGS AG NPV DE000A2QDNX9	0.24	0.00% 0.00		24/04/23 09:40:28	0 0.00
CECONOMY AG DE0007257503	2.19	3.20% 0.07		24/04/23 15:48:13	73,739 160,633.72
CENIT AG DE0005407100	13.20	1.54% 0.20		24/04/23 09:06:08	194 2,562.30
CEWE STIFTUNG & CO. KGAA DE0005403901	98.70	-0.10% -0.10		24/04/23 15:39:21	37 3,650.70
CHERRY SE NPV DE000A3CRRN9	2.025	1.35% 0.03		24/04/23 14:34:46	10,522 21,054.94
CO.DON AG DE000A3E5C08	0.245	-28.99% -0.10		22/09/30 17:36:22	31,251 7,919.52
COMMERZBANK AG DE000CBK1001	13.80	2.18% 0.30		24/04/23 15:51:08	3,075,598 42,260,110.72
COMPUGROUP MEDICAL SE & C... DE000A288904	29.04	-0.14% -0.04		24/04/23 15:51:10	53,614 1,560,866.40
CONTINENTAL AG DE0005439004	62.68	-0.41% -0.26		24/04/23 15:50:56	119,639 7,526,909.82
COVESTRO AG DE0006062144	48.58	0.16% 0.08		24/04/23 15:51:18	194,129 9,413,933.59
CREDITSHELF AG DE000A2LQUA5	2.30	0.00% 0.00		24/03/27 16:14:44	200 460.00
CROPENERGIES AG DE000A0LAUP1	11.52	2.13% 0.24		24/02/28 17:40:08	67,212 770,466.36
CTS EVENTIM AG & CO. KGAA DE0005470306	82.75	1.85% 1.50		24/04/23 15:51:06	24,516 2,027,667.70
DAIMLER TRUCK HOLDING AG DE000DTR0CK8	43.12	-0.23% -0.10		24/04/23 15:51:02	205,168 8,871,408.78
DATA MODUL AG PROD.UND VE... DE0005498901	35.60	1.14% 0.40		24/04/23 12:10:41	50 1,780.00
DECHENG TECHNOLOGY AG DE000A3MQRK6	1.01	-22.31% -0.29		24/04/19 19:33:08	10 10.10
DELIVERY HERO SE DE000A2E4K43	29.46	6.01% 1.67		24/04/23 15:50:54	502,407 14,861,719.79
DELTICOM AG DE0005146807	2.56	-0.78% -0.02		24/04/22 16:39:05	31,597 83,561.20

CDAX PERFORMANCE-INDEX

DEMIRE DEUTSCHE MITTELSTA... DE000A0XFSF0	0.805	-0.62% -0.01		24/04/22 17:36:15	15,125 12,146.23
DERMAPHARM HOLDING SE DE000A2GS5D8	32.50	-0.61% -0.20		24/04/23 15:51:07	10,646 349,899.15
DEUTSCHE BANK AG DE0005140008	15.302	0.94% 0.14		24/04/23 15:51:12	3,809,049 58,162,802.30
DEUTSCHE BETEILIGUNGS AG DE000A1TNUT7	27.90	1.45% 0.40		24/04/23 15:35:16	12,283 340,586.65
DEUTSCHE BOERSE AG DE0005810055	188.40	0.29% 0.55		24/04/23 15:50:53	139,147 26,272,549.75
DEUTSCHE EUROSHOP AG DE0007480204	19.04	0.21% 0.04		24/04/23 15:29:52	9,301 176,914.58
DEUTSCHE KONSUM REIT-AG DE000A14KRD3	2.87	0.35% 0.01		24/04/23 15:24:17	462 1,324.65
DEUTSCHE LUFTHANSA AG DE0008232125	6.746	-0.09% -0.01		24/04/23 15:51:02	2,239,392 15,202,173.16
DEUTSCHE PFANDBRIEFBANK A... DE0008019001	4.708	2.66% 0.12		24/04/23 15:46:29	212,806 989,775.53
DEUTSCHE POST AG DE0005552004	39.09	1.14% 0.44		24/04/23 15:51:00	889,230 34,706,534.30
DEUTSCHE REAL ESTATE AG DE0008055021	7.40	-6.92% -0.55		24/04/11 09:39:08	0 0.00
DEUTSCHE TELEKOM AG DE0005557508	21.73	0.56% 0.12		24/04/23 15:51:03	3,118,991 67,625,002.42
DEUTSCHE WOHNEN SE DE000A0HN5C6	17.18	0.82% 0.14		24/04/23 15:51:10	25,757 442,578.04
DEUTZ AG DE0006305006	5.66	1.16% 0.07		24/04/23 15:44:07	64,894 367,072.14
DF DEUTSCHE FORFAIT AG NP... DE000A2AA204	1.61	3.21% 0.05		24/04/23 13:08:35	629 1,011.69
DFV DEUTSCHE FAMILIENVERS... DE000A2NBVD5	5.60	-1.75% -0.10		24/04/23 10:17:14	1,761 9,938.10
DIERIG HOLDING AG DE0005580005	9.90	0.00% 0.00		24/04/22 17:36:05	0 0.00
DMG MORI AKTIENGESELLSCHA... DE0005878003	44.30	0.45% 0.20		24/04/22 17:36:26	604 26,718.00
DR. HÖNLE AG DE0005157101	20.30	1.50% 0.30		24/04/23 14:27:21	118 2,395.30
DR. ING. H.C. F. PORSCHE ... DE000PAG9113	90.40	1.03% 0.92		24/04/23 15:50:44	194,969 17,625,059.26
DRÄGERWERK AG & CO. KGAA DE0005550602	44.30	0.00% 0.00		24/04/23 12:43:19	200 8,860.00
DRÄGERWERK AG & CO. KGAA ... DE0005550636	50.60	-0.39% -0.20		24/04/23 15:45:00	2,802 141,301.20