

## MDAX PERFORMANCE INDEX

ISIN: DE0008467416 WKN: -

## Overview

2024/04/19 17:50:00

Price

**25,989.86** EURDifference  -0.76% (-199.58)







## General attributes

ISIN	DE0008467416
Symbol	MDAX
Country	Germany
Instruments in index	50
Type of index	Performance Index
Security type	Index

## Market data

Open	26,184.18 EUR
High	26,184.18 EUR
Low	25,825.30 EUR
Close (prev. day)	26,189.44 EUR
Trading volume (m)	6,159,406
Volume (pcs)	157,859,127,758

## Top 5

Name 	Price	+ - (%) 	Trend 
WACKER CHE...	109.65	+3.35	
HELLOFRESH...	6.832	+2.18	
LEG IMMOBI...	74.28	+1.45	
K+S AG	13.985	+1.12	
HENSOLDT A...	37.58	+1.02	

Intraday 1w 1m 6m 1y 3y

## Flop 5

Name 	Price	+ - (%) 	Trend 
BEFESA S.A...	33.00	-5.66	
AIXTRON SE	21.40	-4.59	
REDCARE PH...	129.00	-4.30	
SIXT SE	91.10	-3.95	
THYSSENKRU...	4.508	-3.49	

Intraday 1w 1m 6m 1y 3y

5y



Information about previous performance does not guarantee future performance.

Source: FactSet

## Recent research

on market

Date	Headline	Download
2024/04/19	 Week Ahead	
2024/04/19	 Wochenausblick	
2024/04/17	 Credit Markets Weekly	
2024/04/17	 Credit Markets Weekly (DE)	
2024/04/15	 Industrie nimmt Fahrt auf!	

**Futures and Options**

**Related Futures** 3

**Related Options** -

## Details

2024/04/19 17:50:00

Price

**25,989.86** EURDifference  -0.76% (-199.58)

## General attributes

ISIN DE0008467416

Symbol MDAX

Country Germany

Security type Index

Instruments in index 50

## Market data

Open 26,184.18 EUR

High 26,184.18 EUR

Low 25,825.30 EUR

Close (prev. day) 26,189.44 EUR

Trading volume (m) 6,159,406

Volume (pcs) 157,859,127,758

## Performance and Risk

	6m	1y	3y
Perf (%)	+6.40%	-6.78%	-21.44%
Perf (abs.)	+1,563.84	-1,891.91	-7,097.38
Beta	-	-	-
Volatility	15.48	15.16	19.80

5y



Information about previous performance does not guarantee future performance.

Source: FactSet

## Price data

Ø price 5 days   Ø volume 5 days (pcs.)	26,107.65 EUR (6,386,376)
Ø price 30 days   Ø volume 30 days (pcs.)	26,519.80 EUR (6,875,571)
Ø price 100 days   Ø volume 100 days (pcs.)	26,304.92 EUR (6,616,485)
Ø price 250 days   Ø volume 250 days (pcs.)	26,598.09 EUR (6,309,931)
YTD High   date	27,286.23 EUR (2024/04/04)
YTD Low   date	25,075.79 EUR (2024/01/17)
52 Weeks High   date	28,889.94 EUR (2023/07/31)
52 Weeks Low   date	23,626.97 EUR (2023/10/26)

## Composition

Name  ISIN	Price	Diff %  Diff +/-	Performance 	Date Time	Turnover Pc.  Turnover Money 
AIXTRON SE DE000A0WMPJ6	21.40	-4.59% -1.03		24/04/19 17:37:44	1,031,251 22,308,257.70
AROUNDTOWN SA LU1673108939	1.815	0.22% 0.00		24/04/19 17:35:01	1,483,547 2,673,416.68
AURUBIS AG DE0006766504	75.20	-0.86% -0.65		24/04/19 17:35:19	118,429 8,900,192.25
BECHTLE AG DE0005158703	45.52	-0.65% -0.30		24/04/19 17:40:20	224,354 10,183,226.02
BEFESA S.A. LU1704650164	33.00	-5.66% -1.98		24/04/19 17:35:05	109,178 3,612,266.76
BILFINGER SE DE0005909006	41.35	0.00% 0.00		24/04/19 17:38:40	32,751 1,346,462.20
CARL ZEISS MEDITEC AG DE0005313704	97.70	0.05% 0.05		24/04/19 17:38:30	137,446 13,391,031.00
CTS EVENTIM AG & CO. KGAA DE0005470306	80.60	-2.30% -1.90		24/04/19 17:40:39	143,386 11,589,692.10
DELIVERY HERO SE DE000A2E4K43	28.09	-1.89% -0.54		24/04/19 17:39:59	786,490 22,215,479.57
DEUTSCHE LUFTHANSA AG DE0008232125	6.716	0.87% 0.06		24/04/19 17:42:09	5,909,590 39,429,718.87
ENCAVIS AG DE0006095003	16.89	0.06% 0.01		24/04/19 17:35:10	547,571 9,248,232.80
EVONIK INDUSTRIES AG DE000EVNK013	19.29	0.10% 0.02		24/04/19 17:35:28	479,364 9,225,790.22
EVOTEC AG DE0005664809	13.26	-1.41% -0.19		24/04/19 17:35:01	673,258 8,862,560.54
FRAPORT AG DE0005773303	45.40	-1.56% -0.72		24/04/19 17:35:10	140,076 6,357,910.20
FREENET AG DE000A0Z2ZZ5	26.90	-0.07% -0.02		24/04/19 17:38:30	265,017 7,130,732.12
FRESENIUS MEDICAL DE0005785802	36.62	0.52% 0.19		24/04/19 17:37:44	803,997 29,189,267.45
FUCHS SE VZ. DE000A3E5D64	44.30	-0.40% -0.18		24/04/19 17:35:04	57,224 2,533,531.36
GEA GROUP AG DE0006602006	37.12	0.27% 0.10		24/04/19 17:35:08	308,847 11,450,649.70
GERRESHEIMER AG DE000A0LD6E6	98.90	-1.10% -1.10		24/04/19 17:35:12	99,223 9,782,655.95
HELLA GMBH & CO KGAA DE000A13SX22	82.70	-0.48% -0.40		24/04/19 17:35:02	16,930 1,398,595.50
HELLOFRESH SE DE000A161408	6.832	2.18% 0.15		24/04/19 17:35:08	2,681,690 18,115,527.14
HENSOLDT AG NPV DE000HAG0005	37.58	1.02% 0.38		24/04/19 17:35:22	367,382 13,825,155.94
HOCHTIEF AG DE0006070006	104.90	-1.13% -1.20		24/04/19 17:35:15	54,585 5,720,970.70
HUGO BOSS AG DE000A1PHFF7	49.42	-0.74% -0.37		24/04/19 17:35:13	236,885 11,664,460.04
JENOPTIK AG DE000A2NB601	24.18	-1.47% -0.36		24/04/19 17:35:23	134,896 3,253,695.18

## MDAX PERFORMANCE INDEX

JUNGHEINRICH AG VZ DE0006219934	35.64	-3.31% -1.22		24/04/19 17:35:24	101,996 3,627,674.04
K+S AG DE000KSAG888	13.985	1.12% 0.16		24/04/19 17:35:09	712,572 9,940,531.00
KION GROUP AG DE000KGX8881	47.13	-1.71% -0.82		24/04/19 17:35:15	320,891 15,035,736.86
KNORR-BREMSE AG DE000KBX1006	68.10	-1.16% -0.80		24/04/19 17:36:50	95,226 6,488,187.95
KRONES AG DE0006335003	122.80	-0.81% -1.00		24/04/19 17:35:21	8,725 1,071,622.60
LANXESS AG DE0005470405	25.85	-2.23% -0.59		24/04/19 17:35:23	222,942 5,776,100.71
LEG IMMOBILIEN SE DE000LEG1110	74.28	1.45% 1.06		24/04/19 17:35:19	91,001 6,723,426.70
MORPHOSYS AG DE0006632003	67.70	0.00% 0.00		24/04/19 17:36:02	59,669 4,039,737.95
NEMETSCHKE SE DE0006452907	79.55	-2.63% -2.15		24/04/19 17:38:40	129,290 10,381,924.30
NORDEX SE DE000A0D6554	12.23	-0.57% -0.07		24/04/19 17:38:52	1,907,856 23,307,214.56
PUMA SE DE0006969603	42.56	-1.30% -0.56		24/04/19 17:35:10	440,812 18,728,793.26
REDCARE PHARMACY NV NL0012044747	129.00	-4.30% -5.80		24/04/19 17:35:19	86,699 11,205,724.70
RTL GROUP S.A. LU0061462528	30.80	-0.65% -0.20		24/04/19 17:35:02	457,216 14,060,641.10
SCOUT24 SE NPV DE000A12DM80	66.90	-1.04% -0.70		24/04/19 17:35:25	156,582 10,464,367.60
SILTRONIC AG DE000WAF3001	79.05	-1.37% -1.10		24/04/19 17:35:02	47,699 3,776,371.30
SIXT SE DE0007231326	91.10	-3.95% -3.75		24/04/19 17:35:01	60,327 5,527,072.00
SMA SOLAR TECHNOLOGY AG DE000A0DJ6J9	45.96	-3.36% -1.60		24/04/19 17:37:21	353,810 16,263,267.56
STABILUS SE DE000STAB1L8	55.40	-1.07% -0.60		24/04/19 17:35:17	18,258 1,011,295.60
STROEER SE & CO KGAA DE0007493991	58.60	-0.51% -0.30		24/04/19 17:35:16	27,500 1,606,811.00
TAG IMMOBILIEN AG DE0008303504	12.02	1.01% 0.12		24/04/19 17:35:25	193,826 2,324,010.46
TALANX AG DE000TLX1005	68.20	-0.73% -0.50		24/04/19 17:35:13	133,138 9,071,181.85
TEAMVIEWER AG DE000A2YN900	12.30	-0.73% -0.09		24/04/19 17:35:28	537,627 6,630,256.39
THYSSENKRUPP AG DE0007500001	4.508	-3.49% -0.16		24/04/19 17:35:20	3,642,897 16,550,140.10
UNITED INTERNET AG DE0005089031	20.68	0.39% 0.08		24/04/19 17:35:06	128,932 2,652,379.56
WACKER CHEMIE AG DE000WCH8881	109.65	3.35% 3.55		24/04/19 17:35:22	156,020 16,964,413.00