

YOKOGAWA ELECTRIC CORP

ISIN: JP3955000009 WKN: 6841

Overview

2024/07/26 19:31:02

Price
22.00 EURDifference  -0.90% (-0.20)

General attributes

ISIN	JP3955000009
Symbol	6841
Exchange	Duesseldorf
Currency	EUR
Sector	Technology
Security type	Stock
Market cap (m)	5,994 EUR
Benchmark	NIKKEI 225

Market data

Bid (Bid size)	-
Ask (Ask size)	-
Open	22.00 EUR
High	22.20 EUR
Low	22.00 EUR
Close (prev. day)	22.20 EUR
VWAP	-
Volume (pcs)	0
Trading volume	0.00
Number of trades	7
Last size	0

Futures and Options











Related Futures	-
Related Options	-

5y



Information about previous performance does not guarantee future performance.
Source: FactSet

Recent research

on sector		on market	
Date		Headline	Download
2024/07/26		Equity Weekly	
2024/07/24		Global Equity Ratings	
2024/07/24		Aktienempfehlungen Global	
2024/07/15		Aktienempfehlungen Global	
2024/07/12		Global Equity Ratings	

Details

2024/07/26 19:31:02

Price

22.00 EUR

Difference ▼ -0.90% (-0.20)

General attributes

ISIN	JP3955000009
Symbol	6841
Exchange	Duesseldorf
Currency	EUR
Sector	Technology
Security type	Stock
Market cap (m)	5,994 EUR
Benchmark	NIKKEI 225

Market data

Bid (Bid size)	-
Ask (Ask size)	-
Open	22.00 EUR
High	22.20 EUR
Low	22.00 EUR
Close (prev. day)	22.20 EUR
VWAP	-
Volume (pcs)	0
Trading volume	0.00
Number of trades	7
Last size	0

Performance and Risk

	6m	1y	3y
Perf (%)	+22.22%	+31.74%	+73.23%
Perf (abs.)	+4.00	+5.30	+9.30
Beta	0.79	0.83	0.94
Volatility	29.23	29.48	28.71

5y



Information about previous performance does not guarantee future performance.
Source: FactSet

Price data

Ø price 5 days Ø volume 5 days (pcs.)	22.48 EUR (0)
Ø price 30 days Ø volume 30 days (pcs.)	22.44 EUR (0)
Ø price 100 days Ø volume 100 days (pcs.)	21.93 EUR (0)
Ø price 250 days Ø volume 250 days (pcs.)	19.36 EUR (1)
YTD High date	23.80 EUR (2024/05/09)
YTD Low date	16.80 EUR (2024/01/03)
52 Weeks High date	23.80 EUR (2024/05/09)
52 Weeks Low date	16.10 EUR (2023/08/04)

All listings for YOKOGAWA ELECTRIC CORP

Exchange	Date	Time	Price	Trading volume (mio.)	Number of trades
Tradegate	2024/07/26	22:02	22.80 EUR	0.00	1
Tokyo Stock Exchange	2024/07/26	08:00	3,726.00 JPY	27.35	1,926
Stuttgart	2024/07/26	08:15	22.20 EUR	0.00	3
Hanover	2024/07/26	08:01	22.40 EUR	0.00	3
Frankfurt	2024/07/26	08:24	22.20 EUR	0.00	2

	26					
FINRA other OTC Issues	2024/05/03	15:39	21.99 USD	0.03		10
Duesseldorf	2024/07/26	19:31	22.00 EUR	0.00		7

Company profile

Company Logo



Company Profile

-

Contact Details

YOKOGAWA ELEC

--

2-9-32, Nakacho, Musashino-shi - 180-8750
Tokyo

Telefon: +81-422-52-5530

Fax: +81-422-55-6492

E-mail: -