

TAKASHIMAYA CO NPV

ISIN: JP3456000003 WKN: 8233

Overview

2024/09/03 16:30:50

Price
6.75 EURDifference  -0.74% (-0.05)

General attributes

| | |
|----------------|--------------|
| ISIN | JP3456000003 |
| Symbol | 8233 |
| Exchange | Duesseldorf |
| Currency | EUR |
| Sector | Commerce |
| Security type | Stock |
| Market cap (m) | 1,144 EUR |
| Benchmark | NIKKEI 225 |

Market data

| | |
|-------------------|------------------|
| Bid (Bid size) | 6.75 EUR (2,000) |
| Ask (Ask size) | 7.15 EUR (2,000) |
| Open | 6.85 EUR |
| High | 6.85 EUR |
| Low | 6.75 EUR |
| Close (prev. day) | 6.80 EUR |
| VWAP | - |
| Volume (pcs) | 0 |
| Trading volume | 0.00 |
| Number of trades | 4 |
| Last size | 0 |

Futures and Options











| | |
|-----------------|---|
| Related Futures | - |
| Related Options | - |

5y



Information about previous performance does not guarantee future performance.
Source: FactSet

Recent research

| on sector | | on market | |
|------------|---|---------------------------|---|
| Date | | Headline | Download |
| 2024/08/12 |  | Global Equity Ratings |  |
| 2024/08/12 |  | Aktienempfehlungen Global |  |
| 2024/07/24 |  | Global Equity Ratings |  |
| 2024/07/24 |  | Aktienempfehlungen Global |  |
| 2024/07/15 |  | Aktienempfehlungen Global |  |

Details

2024/09/03 16:30:50

Price

6.75 EUR

Difference ▼ -0.74% (-0.05)

General attributes

| | |
|----------------|--------------|
| ISIN | JP3456000003 |
| Symbol | 8233 |
| Exchange | Duesseldorf |
| Currency | EUR |
| Sector | Commerce |
| Security type | Stock |
| Market cap (m) | 1,144 EUR |
| Benchmark | NIKKEI 225 |

Market data

| | |
|-------------------|------------------|
| Bid (Bid size) | 6.75 EUR (2,000) |
| Ask (Ask size) | 7.15 EUR (2,000) |
| Open | 6.85 EUR |
| High | 6.85 EUR |
| Low | 6.75 EUR |
| Close (prev. day) | 6.80 EUR |
| VWAP | - |
| Volume (pcs) | 0 |
| Trading volume | 0.00 |
| Number of trades | 4 |
| Last size | 0 |

Performance and Risk

| | 6m | 1y | 3y |
|-------------|--------|--------|---------|
| Perf (%) | +0.74% | +0.74% | +62.87% |
| Perf (abs.) | +0.05 | +0.05 | +2.63 |
| Beta | 1.08 | 0.94 | 0.65 |
| Volatility | 41.02 | 32.89 | 30.41 |

5y



Information about previous performance does not guarantee future performance.
Source: FactSet

Price data

| | |
|---|-----------------------|
| Ø price 5 days Ø volume 5 days (pcs.) | 6.87 EUR (0) |
| Ø price 30 days Ø volume 30 days (pcs.) | 7.30 EUR (15) |
| Ø price 100 days Ø volume 100 days (pcs.) | 7.38 EUR (5) |
| Ø price 250 days Ø volume 250 days (pcs.) | 6.86 EUR (2) |
| YTD High date | 8.70 EUR (2024/07/10) |
| YTD Low date | 5.95 EUR (2024/01/02) |
| 52 Weeks High date | 8.70 EUR (2024/07/10) |
| 52 Weeks Low date | 5.90 EUR (2023/12/21) |

All listings for TAKASHIMAYA CO NPV

| Exchange | Date | Time | Price | Trading volume (mio.) | Number of trades |
|----------------------|------------|-------|--------------|-----------------------|------------------|
| Tradegate | 2024/09/03 | 08:00 | 6.90 EUR | 0.00 | 1 |
| Tokyo Stock Exchange | 2024/09/03 | 08:00 | 1,133.50 JPY | 22.28 | 3,097 |
| Stuttgart | 2024/09/03 | 08:10 | 6.90 EUR | 0.00 | 1 |
| Munich | 2024/09/03 | 17:25 | 6.80 EUR | 0.00 | 2 |
| Frankfurt | 2024/09/03 | 08:00 | 6.85 EUR | 0.00 | 1 |

| | | | | | | |
|------------------------|------------|-------|------------|------|--|---|
| | 03 | | | | | |
| FINRA other OTC Issues | 2024/08/29 | 02:10 | 7.1308 USD | 0.00 | | 1 |
| Duesseldorf | 2024/09/03 | 16:30 | 6.75 EUR | 0.00 | | 4 |

Company profile

Company Logo



Company Profile

-

Contact Details

TAKASHIMAYA

--

5-1-5, Nanba, Chuo-ku - 542-8510 Osaka

Telefon: 06-6631-1101

Fax: 06-6632-5195

E-mail: -