

JUMBO S.A.

ISIN: GRS282183003

WKN: -

Overview

2024/09/13 08:07:22

Price
23.96 EURDifference  -0.25% (-0.06)

General attributes

ISIN	GRS282183003
Symbol	BELA
Exchange	Munich
Currency	EUR
Sector	Consumer Products
Security type	Stock
Market cap (m)	3,317 EUR
Benchmark	GREECE

Market data

Bid (Bid size)	-
Ask (Ask size)	-
Open	23.96 EUR
High	23.96 EUR
Low	23.96 EUR
Close (prev. day)	24.02 EUR
VWAP	23.34678 EUR
Volume (pcs)	0
Trading volume	0.00
Number of trades	2
Last size	0

Futures and Options








Related Futures	-
Related Options	-

5y



Information about previous performance does not guarantee future performance.
Source: FactSet

Recent research

on sector		on market		
Date		Headline		Download
2024/09/11		Global Equity Ratings		
2024/09/11		Aktienempfehlungen Global		
2024/09/09		Aktienempfehlungen Österreich		
2024/09/05		Global Equity Ratings		
2024/09/05		Aktienempfehlungen Global		

Details

2024/09/13 08:07:22

Price

23.96 EUR

Difference ▼ -0.25% (-0.06)

General attributes

ISIN	GRS282183003
Symbol	BELA
Exchange	Munich
Currency	EUR
Sector	Consumer Products
Security type	Stock
Market cap (m)	3,317 EUR
Benchmark	GREECE

Market data

Bid (Bid size)	-
Ask (Ask size)	-
Open	23.96 EUR
High	23.96 EUR
Low	23.96 EUR
Close (prev. day)	24.02 EUR
VWAP	23.34678 EUR
Volume (pcs)	0
Trading volume	0.00
Number of trades	2
Last size	0

Performance and Risk

	6m	1y	3y
Perf (%)	-9.24%	-13.44%	+82.76%
Perf (abs.)	-2.44	-3.72	+10.85
Beta	-	-	-
Volatility	24.77	25.17	23.86

5y



Information about previous performance does not guarantee future performance.
Source: FactSet

Price data

Ø price 5 days Ø volume 5 days (pcs.)	24.22 EUR (0)
Ø price 30 days Ø volume 30 days (pcs.)	23.22 EUR (21)
Ø price 100 days Ø volume 100 days (pcs.)	25.75 EUR (17)
Ø price 250 days Ø volume 250 days (pcs.)	25.84 EUR (29)
YTD High date	29.44 EUR (2024/05/07)
YTD Low date	22.14 EUR (2024/08/12)
52 Weeks High date	29.44 EUR (2024/05/07)
52 Weeks Low date	22.14 EUR (2024/08/12)

All listings for JUMBO S.A.

Exchange	Date	Time	Price	Trading volume (mio.)	Number of trades
Tradegate	2024/09/13	22:26	24.22 EUR	0.02	4
Stuttgart	2024/09/13	15:28	23.56 EUR	0.00	9
Munich	2024/09/13	08:07	23.96 EUR	0.00	2
London Stock Exchange European Trade Reporting	2024/09/13	16:00	14.90 EUR	0.00	1
Frankfurt	2024/09/13	15:23	24.18 EUR	0.01	1

	09/13					
FINRA other OTC Issues	2024/ 04/04	16:00	27.50 USD	0.00		1
Duesseldorf	2024/ 09/13	08:11	23.60 EUR	0.00		3
Berlin	2024/ 09/13	21:35	24.38 EUR	0.00		12
Athens Stock Exchange	2024/ 09/13	16:10	24.38 EUR	4.42		866

Company profile

Company Logo

Contact Details

JUMBO SA

--

Telefon: -

Fax: -

E-mail: -

Company Profile

-