

## CAESARS ENTERTAINMENT INC.

ISIN: **US12769G1004** WKN: **12769G100**

## Overview

2023/07/17 15:30:09

Price

52.66 USD

Difference  -48.13% (-48.86)

## General attributes

ISIN	US12769G1004
Symbol	CZR
Exchange	London Stock Exchange
Currency	USD
Sector	Media / Entertainment / Recreation
Security type	Stock
Market cap (m)	7,916 EUR
Benchmark	S&P 500

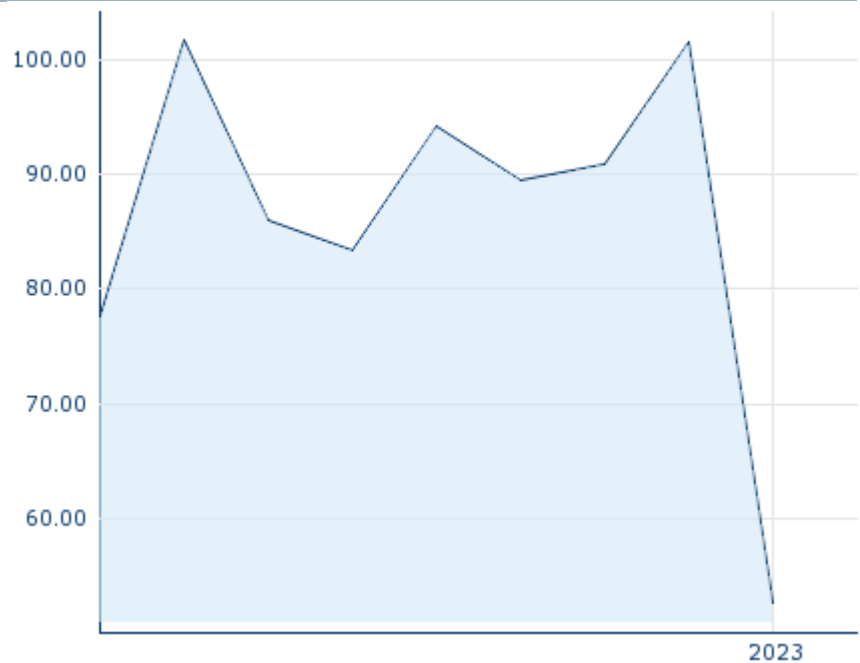
## Market data

Bid (Bid size)	-
Ask (Ask size)	-
Open	52.66 USD
High	52.66 USD
Low	52.66 USD
Close (prev. day)	101.52 USD
VWAP	52.66 USD
Volume (pcs)	32
Trading volume	1,685.12
Number of trades	1
Last size	32

## Futures and Options











Related Futures	-
Related Options	-

5y



Information about previous performance does not guarantee future performance.  
Source: FactSet

## Recent research

on sector		on market	
Date		Headline	Download
2024/06/21		Global Equity Ratings	
2024/06/21		Aktienempfehlungen Global	
2024/06/14		Equity Weekly	
2024/06/14		Global Equity Ratings	
2024/06/14		Aktienempfehlungen Global	

## Details

2023/07/17 15:30:09

## Price

52.66 USD

Difference ▼ -48.13% (-48.86)

## General attributes

ISIN	US12769G1004
Symbol	CZR
Exchange	London Stock Exchange
Currency	USD
Sector	Media / Entertainment / Recreation
Security type	Stock
Market cap (m)	7,916 EUR
Benchmark	S&P 500

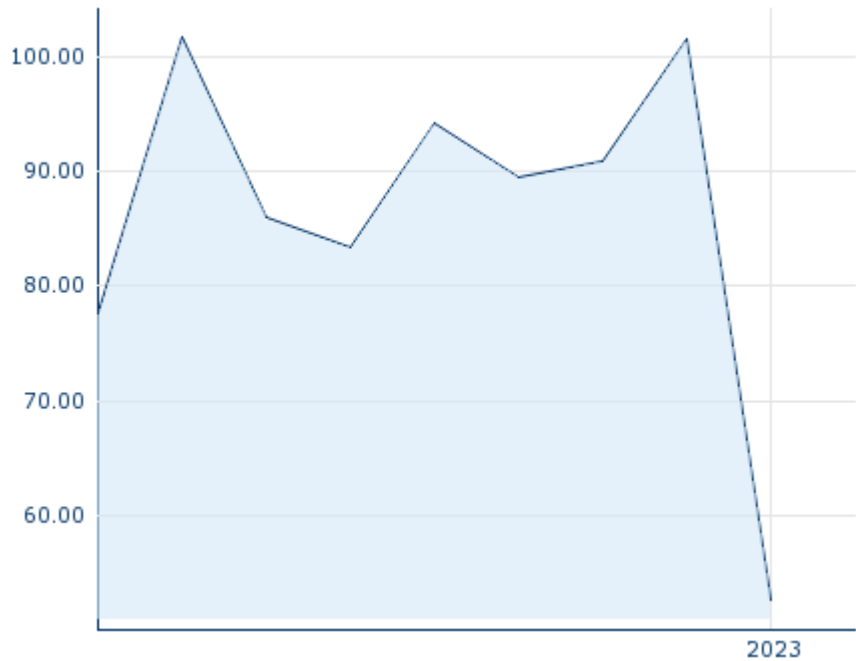
## Market data

Bid (Bid size)	-
Ask (Ask size)	-
Open	52.66 USD
High	52.66 USD
Low	52.66 USD
Close (prev. day)	101.52 USD
VWAP	52.66 USD
Volume (pcs)	32
Trading volume	1,685.12
Number of trades	1
Last size	32

## Performance and Risk

	6m	1y	3y
Perf (%)	-	-	-
Perf (abs.)	-	-	-
Beta	1.72	2.06	2.09
Volatility	-	-	-

5y



Information about previous performance does not guarantee future performance.  
Source: FactSet

## Price data

Ø price 5 days   Ø volume 5 days (pcs.)	- USD (-)
Ø price 30 days   Ø volume 30 days (pcs.)	- USD (90)
Ø price 100 days   Ø volume 100 days (pcs.)	- USD (57)
Ø price 250 days   Ø volume 250 days (pcs.)	52.66 USD (48)
YTD High   date	- USD (-)
YTD Low   date	- USD (-)
52 Weeks High   date	52.66 USD (2023/07/17)
52 Weeks Low   date	52.66 USD (2023/07/17)

## All listings for CAESARS ENTERTAINMENT INC.

Exchange	Date	Time	Price	Trading volume (mio.)	Number of trades
Tradegate	2024/06/21	22:26	36.625 EUR	0.00	1
Stuttgart	2024/06/21	21:53	36.335 EUR	0.00	10
Nasdaq	2024/06/21	22:00	39.16 USD	183.93	39,078
Munich	2024/06/21	08:04	36.03 EUR	0.00	2
London Stock	2023/07/17	15:30	52.66 USD	0.00	1

Exchange	17					
Frankfurt	2024/06/ 21	08:05	36.03	EUR	0.00	2
Duesseldorf	2024/06/ 21	19:30	36.095	EUR	0.00	7
Berlin	2024/06/ 21	20:30	36.46	EUR	0.00	19

## Company profile

### Company Logo



### Contact Details

CAESARS ENTERTAINMENT INC.

--

100 West Liberty Street, 12th floor - 89501  
Reno

Telefon: +1-775-328-0100

Fax: +

E-mail: -

### Company Profile

-

### Members of Management Board

Gary Carano Chairman of Board of Directors

Bonnie Biumi Member of Board of Directors

Courtney Mather Member of Board of Directors

David Tomick Member of Board of Directors

Donald Kornstein Member of Board of Directors

Frank Fahrenkopf Member of Board of Directors

Janis Jones Member of Board of Directors

Kim Jones Member of Board of Directors

Michael Pegram Member of Board of Directors

Thomas Reeg Chairman of Managing Board

Anthony Carano Member of Executive Committee

Bret Yunker Member of Executive Committee

Ed Quatmann Member of Executive Committee

Josh Jones Member of Executive Committee

Stephanie Lepori Member of Executive Committee