

KAMUX OYJ

ISIN: FI4000206750

WKN: -

Overview

2024/09/13 12:04:57

Price
3.80 EURDifference  -0.13% (-0.01)

General attributes

ISIN	FI4000206750
Symbol	KAMUX
Exchange	Frankfurt
Currency	EUR
Sector	Commerce
Security type	Stock
Market cap (m)	154 EUR
Benchmark	OMX HELSINKI 25

Market data

Bid (Bid size)	-
Ask (Ask size)	-
Open	3.81 EUR
High	3.81 EUR
Low	3.80 EUR
Close (prev. day)	3.805 EUR
VWAP	5.07 EUR
Volume (pcs)	0
Trading volume	0.00
Number of trades	3
Last size	0

Futures and Options











Related Futures	1
Related Options	-

5y



Information about previous performance does not guarantee future performance.
Source: FactSet

Recent research

on sector		on market	
Date		Headline	Download
2024/09/11		Global Equity Ratings	
2024/09/11		Aktienempfehlungen Global	
2024/09/05		Global Equity Ratings	
2024/09/05		Aktienempfehlungen Global	
2024/08/12		Global Equity Ratings	

Details

2024/09/13 12:04:57

Price

3.80 EUR

Difference ▼ -0.13% (-0.01)

General attributes

ISIN	FI4000206750
Symbol	KAMUX
Exchange	Frankfurt
Currency	EUR
Sector	Commerce
Security type	Stock
Market cap (m)	154 EUR
Benchmark	OMX HELSINKI 25

Market data

Bid (Bid size)	-
Ask (Ask size)	-
Open	3.81 EUR
High	3.81 EUR
Low	3.80 EUR
Close (prev. day)	3.805 EUR
VWAP	5.07 EUR
Volume (pcs)	0
Trading volume	0.00
Number of trades	3
Last size	0

Performance and Risk

	6m	1y	3y
Perf (%)	-28.91%	-33.91%	-72.18%
Perf (abs.)	-1.55	-1.95	-9.86
Beta	-	-	-
Volatility	35.97	32.29	35.89

5y



Information about previous performance does not guarantee future performance.
Source: FactSet

Price data

Ø price 5 days Ø volume 5 days (pcs.)	3.80 EUR (0)
Ø price 30 days Ø volume 30 days (pcs.)	4.27 EUR (53)
Ø price 100 days Ø volume 100 days (pcs.)	5.10 EUR (16)
Ø price 250 days Ø volume 250 days (pcs.)	5.26 EUR (22)
YTD High date	6.09 EUR (2024/06/03)
YTD Low date	3.73 EUR (2024/09/10)
52 Weeks High date	6.09 EUR (2024/06/03)
52 Weeks Low date	3.73 EUR (2024/09/10)

All listings for KAMUX OYJ

Exchange	Date	Time	Price	Trading volume (mio.)	Number of trades
Tradegate	2024/09/13	22:26	3.855 EUR	0.00	1
Stuttgart	2024/09/13	14:28	3.835 EUR	0.00	8
Nasdaq Helsinki	2024/09/13	18:00	3.85 EUR	0.37	341
Munich	2024/09/13	08:07	3.845 EUR	0.00	1
London Stock	2024/07/	17:45	5.20 EUR	0.00	1

Exchange	11					
Frankfurt	2024/09/ 13	12:04	3.80	EUR	0.00	3
FINRA other OTC Issues	2021/12/ 15	16:19	12.17	USD	0.02	1
Duesseldorf	2024/09/ 13	08:11	3.825	EUR	0.00	3
Berlin	2024/09/ 13	21:43	3.85	EUR	0.00	18

Company profile

Company Logo



Company Profile

-

Contact Details

KAMUX

--

Telefon: -

Fax: -

E-mail: -