

KAMUX OYJ

ISIN: FI4000206750

WKN: -

Overview

2024/08/09 08:03:49

Price
5.03 EURDifference  1.82% (0.09)

General attributes

ISIN	FI4000206750
Symbol	KAMUX
Exchange	Frankfurt
Currency	EUR
Sector	Commerce
Security type	Stock
Market cap (m)	201 EUR
Benchmark	OMX HELSINKI 25

Market data

Bid (Bid size)	-
Ask (Ask size)	-
Open	5.03 EUR
High	5.03 EUR
Low	5.03 EUR
Close (prev. day)	4.94 EUR
VWAP	5.66 EUR
Volume (pcs)	0
Trading volume	0.00
Number of trades	2
Last size	0

Futures and Options











Related Futures	1
Related Options	-

5y



Information about previous performance does not guarantee future performance.
Source: FactSet

Recent research

on sector	on market		
Date		Headline	Download
2024/07/24		Global Equity Ratings	
2024/07/24		Aktienempfehlungen Global	
2024/07/15		Aktienempfehlungen Global	
2024/07/12		Global Equity Ratings	
2024/06/21		Equity Weekly	

Details

2024/08/09 08:03:49

Price

5.03 EUR

Difference ▲ 1.82% (0.09)

General attributes

ISIN	FI4000206750
Symbol	KAMUX
Exchange	Frankfurt
Currency	EUR
Sector	Commerce
Security type	Stock
Market cap (m)	201 EUR
Benchmark	OMX HELSINKI 25

Market data

Bid (Bid size)	-
Ask (Ask size)	-
Open	5.03 EUR
High	5.03 EUR
Low	5.03 EUR
Close (prev. day)	4.94 EUR
VWAP	5.66 EUR
Volume (pcs)	0
Trading volume	0.00
Number of trades	2
Last size	0

Performance and Risk

	6m	1y	3y
Perf (%)	-5.00%	-6.97%	-71.14%
Perf (abs.)	-0.26	-0.37	-12.18
Beta	0.64	0.78	0.87
Volatility	31.79	31.74	36.39

5y



Information about previous performance does not guarantee future performance.
Source: FactSet

Price data

Ø price 5 days Ø volume 5 days (pcs.)	4.95 EUR (0)
Ø price 30 days Ø volume 30 days (pcs.)	5.10 EUR (0)
Ø price 100 days Ø volume 100 days (pcs.)	5.48 EUR (0)
Ø price 250 days Ø volume 250 days (pcs.)	5.43 EUR (16)
YTD High date	6.09 EUR (2024/06/03)
YTD Low date	4.72 EUR (2024/08/05)
52 Weeks High date	6.17 EUR (2023/09/04)
52 Weeks Low date	4.72 EUR (2024/08/05)

All listings for KAMUX OYJ

Exchange 📍	Date	Time	Price	Trading volume (mio.)	Number of trades
Tradegate	2024/08/09	22:26	5.04 EUR	0.00	1
Stuttgart	2024/08/09	16:25	5.02 EUR	0.00	7
Nasdaq Helsinki	2024/08/09	18:00	5.02 EUR	0.08	191
Munich	2024/08/09	08:11	5.08 EUR	0.00	2
London Stock	2024/07/	17:45	5.20 EUR	0.00	1

Exchange	11					
Frankfurt	2024/08/09	08:03	5.03 EUR	0.00		2
FINRA other OTC Issues	2021/12/15	16:19	12.17 USD	0.02		1
Duesseldorf	2024/08/09	08:11	5.07 EUR	0.00		2
Berlin	2024/08/09	21:43	5.04 EUR	0.00		19

Company profile

Company Logo



Company Profile

-

Contact Details

KAMUX

--

Telefon: -

Fax: -

E-mail: -