

## EDISON INTERNATIONAL

ISIN: US2810201077 WKN: 281020107

## Overview

2024/05/17 09:10:11

Price

69.36 EUR

Difference  -0.80% (-0.56)

## General attributes

ISIN	US2810201077
Symbol	EIX
Exchange	Duesseldorf
Currency	EUR
Sector	Utilities
Security type	Stock
Market cap (m)	26,858 EUR
Benchmark	S&P 500

## Market data

Bid (Bid size)	69.46 EUR (110)
Ask (Ask size)	70.52 EUR (110)
Open	69.40 EUR
High	69.40 EUR
Low	69.36 EUR
Close (prev. day)	69.92 EUR
VWAP	54.14 EUR
Volume (pcs)	0
Trading volume	0.00
Number of trades	2
Last size	0

## Futures and Options





Related Futures	-
Related Options	-

5y



Information about previous performance does not guarantee future performance.  
Source: FactSet

## Recent research

on sector		on market	
Date		Headline	Download
2024/05/13		Aktienempfehlungen Österreich	
2024/05/10		Equity Weekly	
2024/04/29		Aktienempfehlungen Österreich	
2024/04/26		Global Equity Ratings	
2024/04/26		Aktienempfehlungen Global	

## Details

2024/05/17 09:10:11

## Price

69.36 EUR

Difference ▼ -0.80% (-0.56)

## General attributes

ISIN	US2810201077
Symbol	EIX
Exchange	Duesseldorf
Currency	EUR
Sector	Utilities
Security type	Stock
Market cap (m)	26,858 EUR
Benchmark	S&P 500

## Market data

Bid (Bid size)	69.46 EUR (110)
Ask (Ask size)	70.52 EUR (110)
Open	69.40 EUR
High	69.40 EUR
Low	69.36 EUR
Close (prev. day)	69.92 EUR
VWAP	54.14 EUR
Volume (pcs)	0
Trading volume	0.00
Number of trades	2
Last size	0

## Performance and Risk

	6m	1y	3y
Perf (%)	+15.00%	+7.77%	+45.67%
Perf (abs.)	+9.12	+5.04	+21.92
Beta	0.48	0.54	0.62
Volatility	17.53	19.02	22.44

5y



Information about previous performance does not guarantee future performance.  
Source: FactSet

## Price data

Ø price 5 days   Ø volume 5 days (pcs.)	69.22 EUR (0)
Ø price 30 days   Ø volume 30 days (pcs.)	66.25 EUR (0)
Ø price 100 days   Ø volume 100 days (pcs.)	63.93 EUR (0)
Ø price 250 days   Ø volume 250 days (pcs.)	62.97 EUR (0)
YTD High   date	69.92 EUR (2024/05/16)
YTD Low   date	58.96 EUR (2024/02/08)
52 Weeks High   date	69.92 EUR (2024/05/16)
52 Weeks Low   date	55.82 EUR (2023/10/06)

## Arbitrage views

Exchange	Date	Time	Price	Trading volume (mio.)	Number of trades
Xetra	2023/10/25	17:35	59.98 EUR	0.00	2
Tradegate	2024/05/16	22:26	69.80 EUR	0.00	2
Stuttgart	2024/05/17	08:01	69.42 EUR	0.00	1
NYSE	2024/05/16	22:00	75.86 USD	101.39	22,301
Munich	2024/05/16	08:06	69.42 EUR	0.00	1

	17							
London Stock Exchange	2022/06/14	15:30	62.78 USD	0.06				1
Frankfurt	2024/05/17	08:05	69.26 EUR	0.00				2
Duesseldorf	2024/05/17	09:10	69.36 EUR	0.00				2
Berlin	2024/05/17	08:08	69.42 EUR	0.00				1

## Company profile

### Company Logo



### Contact Details

EDISON INTERNATIONAL

--

2244 Walnut Grove Avenue - 91770  
Rosemead

Telefon: +1-626-302-2222

Fax: +1-626-302-2117

E-mail: [info@edisonintl.com](mailto:info@edisonintl.com)

### Company Profile

-

#### Members of Management Board

Peter Taylor Chairman of Board of Directors

Brian Trent Member of Board of Directors

Carey Smith Member of Board of Directors

James Morris Member of Board of Directors

Jeanne Beliveau-Dunn Member of Board of Directors

Linda Stuntz Member of Board of Directors

Marcy Reed Member of Board of Directors

Michael Camuñez Member of Board of Directors

Timothy O'Toole Member of Board of Directors

Vanessa Chang Member of Board of Directors

Pedro J. Pizarro Chairman of Managing Board

Adam S. Umanoff Member of Executive Committee

Beth M. Foley Member of Executive Committee

Maria Rigatti Member of Executive Committee