

FRANKLIN RESOURCES INC.

ISIN: US3546131018 WKN: 354613101

Overview

2024/07/24 16:31:17

Price
21.26 EURDifference  -1.57% (-0.34)

General attributes

ISIN	US3546131018
Symbol	BEN
Exchange	Duesseldorf
Currency	EUR
Sector	Financial
Security type	Stock
Market cap (m)	11,256 EUR
Benchmark	S&P 500

Market data

Bid (Bid size)	21.37 EUR (1,550)
Ask (Ask size)	21.44 EUR (1,550)
Open	21.23 EUR
High	21.26 EUR
Low	21.21 EUR
Close (prev. day)	21.60 EUR
VWAP	27.65 EUR
Volume (pcs)	0
Trading volume	0.00
Number of trades	4
Last size	0

Futures and Options











Related Futures	-
Related Options	-

5y



Information about previous performance does not guarantee future performance.
Source: FactSet

Recent research

on sector	on market		
Date		Headline	Download
2024/07/24		Global Equity Ratings	
2024/07/24		Aktienempfehlungen Global	
2024/07/19		Equity Weekly	
2024/07/15		Aktienempfehlungen Global	
2024/07/12		Global Equity Ratings	

Details

2024/07/24 16:31:17

Price

21.26 EUR

Difference ▼ -1.57% (-0.34)

General attributes

ISIN	US3546131018
Symbol	BEN
Exchange	Duesseldorf
Currency	EUR
Sector	Financial
Security type	Stock
Market cap (m)	11,256 EUR
Benchmark	S&P 500

Market data

Bid (Bid size)	21.37 EUR (1,550)
Ask (Ask size)	21.44 EUR (1,550)
Open	21.23 EUR
High	21.26 EUR
Low	21.21 EUR
Close (prev. day)	21.60 EUR
VWAP	27.65 EUR
Volume (pcs)	0
Trading volume	0.00
Number of trades	4
Last size	0

Performance and Risk

	6m	1y	3y
Perf (%)	-13.60%	-17.87%	-12.73%
Perf (abs.)	-3.40	-4.70	-3.15
Beta	0.96	1.22	1.30
Volatility	24.87	25.54	30.57

5y



Information about previous performance does not guarantee future performance.
Source: FactSet

Price data

Ø price 5 days Ø volume 5 days (pcs.)	21.66 EUR (0)
Ø price 30 days Ø volume 30 days (pcs.)	21.01 EUR (0)
Ø price 100 days Ø volume 100 days (pcs.)	22.64 EUR (0)
Ø price 250 days Ø volume 250 days (pcs.)	23.42 EUR (1)
YTD High date	26.70 EUR (2024/01/09)
YTD Low date	20.21 EUR (2024/06/17)
52 Weeks High date	27.20 EUR (2023/12/28)
52 Weeks Low date	20.21 EUR (2024/06/17)

Arbitrage views

Exchange ⊕	Date	Time	Price	Trading volume (mio.)	Number of trades
Tradegate	2024/07/24	14:06	21.42 EUR	0.01	1
Stuttgart	2024/07/24	16:23	21.08 EUR	0.00	8
NYSE	2024/07/24	16:54	23.22 USD	9.95	5,748
Munich	2024/07/24	08:00	21.24 EUR	0.00	1
London Stock	2022/09/	15:31	26.4006 USD	0.00	1

Exchange	12					
Hanover	2024/07/24	08:01	21.24	EUR	0.00	1
Frankfurt	2024/07/24	08:06	21.25	EUR	0.00	2
Duesseldorf	2024/07/24	16:31	21.26	EUR	0.00	4
Berlin	2024/07/24	16:16	21.23	EUR	0.00	10

Company profile

Company Logo



Contact Details

FRANKLIN RESOURCES INC.

--

One Franklin Parkway - 94403-1906 San Mateo

Telefon: +1-650-312-2000

Fax: +1-650-525-7141

E-mail: -

Company Profile

-

Members of Management Board

Gregory Johnson Chairman of Board of Directors

Anthony Noto Member of Board of Directors

Friedman Alex Member of Board of Directors

Geoffrey Yang Member of Board of Directors

John Kim Member of Board of Directors

John Thiel Member of Board of Directors

Karen King Member of Board of Directors

Mariann Byerwalter Member of Board of Directors

Rupert Johnson Member of Board of Directors

Seth Waugh Member of Board of Directors

Jennifer M. Johnson Chairman of Managing Board

Adam B. Spector Member of Executive Committee

Alok Sethi Member of Executive Committee

Gregory E. Johnson Member of Executive Committee

Gwen L. Shaneyfelt Member of Executive Committee

Matthew Nicholls Member of Executive Committee

Rupert H. Johnson, Jr. Member of Executive Committee

Terrence J. Murphy Member of Executive Committee

Thomas C. Merchant Member of Executive Committee