

# THE CIGNA GROUP

ISIN: **US1255231003** WKN: **125523100**

## Overview

2024/05/08 19:31:35

**Price**  
322.25 EUR

**Difference**  0.53% (1.70)

### General attributes

ISIN	US1255231003
Symbol	CI
Exchange	Duesseldorf
Currency	EUR
Sector	Financial
Security type	Stock
Market cap (m)	91,792 EUR
Benchmark	S&P 500

### Market data

Bid (Bid size)	-
Ask (Ask size)	-
Open	320.15 EUR
High	322.25 EUR
Low	320.15 EUR
Close (prev. day)	320.55 EUR
VWAP	-
Volume (pcs)	0
Trading volume	0.00
Number of trades	7
Last size	0

### Futures and Options




Related Futures	-
Related Options	-

5y



Information about previous performance does not guarantee future performance.  
Source: FactSet

### Recent research

on sector		on market	
Date		Headline	Download
2024/05/03		Equity Weekly	
2024/04/29		Aktienempfehlungen Österreich	
2024/04/26		Global Equity Ratings	
2024/04/26		Aktienempfehlungen Global	
2024/04/19		Equity Weekly	

## Details

2024/05/08 19:31:35

## Price

322.25 EUR

Difference ▲ 0.53% (1.70)

## General attributes

ISIN	US1255231003
Symbol	CI
Exchange	Duesseldorf
Currency	EUR
Sector	Financial
Security type	Stock
Market cap (m)	91,792 EUR
Benchmark	S&P 500

## Market data

Bid (Bid size)	-
Ask (Ask size)	-
Open	320.15 EUR
High	322.25 EUR
Low	320.15 EUR
Close (prev. day)	320.55 EUR
VWAP	-
Volume (pcs)	0
Trading volume	0.00
Number of trades	7
Last size	0

## Performance and Risk

	6m	1y	3y
Perf (%)	+16.88%	+33.71%	+50.37%
Perf (abs.)	+46.55	+81.25	+107.95
Beta	0.22	0.34	0.55
Volatility	32.40	28.30	27.09

5y



Information about previous performance does not guarantee future performance.  
Source: FactSet

## Price data

Ø price 5 days   Ø volume 5 days (pcs.)	319.87 EUR (0)
Ø price 30 days   Ø volume 30 days (pcs.)	328.79 EUR (0)
Ø price 100 days   Ø volume 100 days (pcs.)	305.48 EUR (0)
Ø price 250 days   Ø volume 250 days (pcs.)	278.69 EUR (0)
YTD High   date	336.50 EUR (2024/03/28)
YTD Low   date	269.40 EUR (2024/01/02)
52 Weeks High   date	336.50 EUR (2024/03/28)
52 Weeks Low   date	223.70 EUR (2023/05/31)

## Arbitrage views

Exchange <span>⊕</span>	Date	Time	Price	Trading volume (mio.)	Number of trades
Xetra	2023/11/24	17:35	263.60 EUR	0.00	1
Vienna Stock Exchange	2024/05/08	17:32	322.30 EUR	0.00	1
Tradegate	2024/05/08	22:26	323.30 EUR	0.03	4
Stuttgart	2024/05/08	21:32	322.95 EUR	0.00	5
NYSE	2024/05/08	22:00	347.35 USD	470.47	27,100

	08						
Munich	2024/05/08	08:05	321.25	EUR	0.00		2
London Stock Exchange	2024/04/10	15:54	358.53	USD	0.02		1
Hanover	2024/05/08	08:06	321.25	EUR	0.00		3
Hamburg	2024/05/08	08:01	321.20	EUR	0.00		3
Frankfurt	2024/05/08	08:02	321.25	EUR	0.00		3
Duesseldorf	2024/05/08	19:31	322.25	EUR	0.00		7
Berlin	2024/05/08	20:21	322.45	EUR	0.00		17

## Company profile

### Company Logo



### Contact Details

THE CIGNA GROUP

--

900 Cottage Grove Road - 06002-2920  
Bloomfield

Telefon: +1-860-226-6000

Fax: +

E-mail: [info@cigna.com](mailto:info@cigna.com)

### Company Profile

-

#### Members of Management Board

Elder Granger Member of Board of Directors

Mark McClellan Member of Board of Directors

Philip Ozuah Member of Board of Directors

Donna Zarcone Member of Board of Directors

Eric Foss Member of Board of Directors

Eric Wiseman Member of Board of Directors

George Kurian Member of Board of Directors

Kathleen Mazzarella Member of Board of Directors

Kimberly Ross Member of Board of Directors

Neesha Hathi Member of Board of Directors

William DeLaney Member of Board of Directors

David M. Cordani Chairman of Managing Board

Brian Evanko Member of Executive Committee

Eric Palmer Member of Executive Committee

Everett Neville Member of Executive Committee

Jason D. Sadler Member of Executive Committee

Mike Triplett Member of Executive Committee

Noelle K. Eder Member of Executive Committee