

AIR PRODUCTS & CHEMICALS INC

ISIN: **US0091581068** WKN: **009158106**

Overview

2024/07/17 12:31:09

Price

243.30 EUR

Difference  -1.06% (-2.60)

General attributes

ISIN US0091581068

Symbol APD

Exchange Duesseldorf

Currency EUR

Sector Chemical / Pharmaceutical / Health

Security type Stock

Market cap (m) 54,555 EUR

Benchmark S&P 500

Market data

Bid (Bid size) 246.10 EUR (140)

Ask (Ask size) 246.90 EUR (140)

Open 244.70 EUR

High 244.70 EUR

Low 243.30 EUR

Close (prev. day) 245.90 EUR

VWAP 139.39 EUR

Volume (pcs) 0

Trading volume 0.00

Number of trades 3

Last size 0

Futures and Options

Related Futures -

Related Options -









5y



Information about previous performance does not guarantee future performance.

Source: FactSet

Recent research

on sector		on market	
Date		Headline	Download
2024/07/15		Aktienempfehlungen Global	
2024/07/12		Global Equity Ratings	
2024/07/09		Aktienempfehlungen Österreich	
2024/06/24		Aktienempfehlungen Österreich	
2024/06/21		Global Equity Ratings	

Details

2024/07/17 12:31:09

Price

243.30 EUR

Difference ▼ -1.06% (-2.60)

General attributes

ISIN	US0091581068
Symbol	APD
Exchange	Duesseldorf
Currency	EUR
Sector	Chemical / Pharmaceutical / Health
Security type	Stock
Market cap (m)	54,555 EUR
Benchmark	S&P 500

Market data

Bid (Bid size)	246.10 EUR (140)
Ask (Ask size)	246.90 EUR (140)
Open	244.70 EUR
High	244.70 EUR
Low	243.30 EUR
Close (prev. day)	245.90 EUR
VWAP	139.39 EUR
Volume (pcs)	0
Trading volume	0.00
Number of trades	3
Last size	0

Performance and Risk

	6m	1y	3y
Perf (%)	+2.29%	-7.38%	+1.61%
Perf (abs.)	+5.50	-19.60	+3.90
Beta	0.77	0.76	0.79
Volatility	30.16	28.02	24.46

5y



Information about previous performance does not guarantee future performance.
Source: FactSet

Price data

Ø price 5 days Ø volume 5 days (pcs.)	239.18 EUR (0)
Ø price 30 days Ø volume 30 days (pcs.)	246.47 EUR (5)
Ø price 100 days Ø volume 100 days (pcs.)	231.91 EUR (2)
Ø price 250 days Ø volume 250 days (pcs.)	244.71 EUR (3)
YTD High date	265.20 EUR (2024/06/14)
YTD Low date	197.60 EUR (2024/02/06)
52 Weeks High date	287.30 EUR (2023/09/15)
52 Weeks Low date	197.60 EUR (2024/02/06)

Arbitrage views

Exchange	Date	Time	Price	Trading volume (mio.)	Number of trades
Xetra	2024/07/17	14:37	242.50 EUR	0.02	4
Vienna Stock Exchange	2024/07/17	15:30	245.10 EUR	0.00	4
Tradegate	2024/07/17	15:38	246.00 EUR	0.03	10
Stuttgart	2024/07/17	15:00	243.10 EUR	0.00	2
NYSE	2024/	16:09	269.48 USD	17.49	1,792

	07/17						
Munich	2024/ 07/17	08:01	244.80	EUR	0.00	1	
London Stock Exchange	2024/ 07/15	16:35	259.90	USD	0.01	1	
Hanover	2024/ 07/17	08:06	244.80	EUR	0.00	1	
Frankfurt	2024/ 07/17	08:02	244.80	EUR	0.00	1	
Euronext Milan MTF Trading After Hours	2024/ 01/25	20:21	242.30	EUR	0.00	1	
Euronext Milan MTF Global Equity Market	2024/ 07/17	11:17	242.90	EUR	0.00	2	
Duesseldorf	2024/ 07/17	12:31	243.30	EUR	0.00	3	
Berlin	2024/ 07/17	08:08	244.80	EUR	0.00	1	

Company profile

Company Logo



Contact Details

AIR PRODUCTS & CHEMICALS INC.

--

1940 Air Products Boulevard - 18106-5500
Allentown

Telefon: +1-610-481-4911

Fax: +

E-mail: info@airproducts.com

Company Profile

-

Members of Management Board

Charles Cogut Member of Board of Directors

Edward Monser Member of Board of Directors

Hing Yuen Ho Member of Board of Directors

Jessica Graziano Member of Board of Directors

Lisa Davis Member of Board of Directors

Matthew Paull Member of Board of Directors

Tonit Calaway Member of Board of Directors

Wayne Smith Member of Board of Directors

Seifi Ghasemi Chairman of Managing Board

Samir J. Serhan Member of Executive Committee

Brian Galovich Member of Executive Committee

Francesco Maione Member of Executive Committee

Ivo Bols Member of Executive Committee

Melissa Schaeffer Member of Executive Committee

Sean D. Major Member of Executive Committee

Victoria Brifo Member of Executive Committee

Wilbur W. Mok Member of Executive Committee