

## PPG INDUSTRIES INC.

ISIN: **US6935061076** WKN: **693506107**

## Overview

2024/08/16 08:10:11

Price  
110.35 EURDifference  2.08% (2.25)

## General attributes

ISIN	US6935061076
Symbol	PPG
Exchange	Duesseldorf
Currency	EUR
Sector	Chemical / Pharmaceutical / Health
Security type	Stock
Market cap (m)	26,025 EUR
Benchmark	S&P 500

## Market data

Bid (Bid size)	-
Ask (Ask size)	-
Open	110.35 EUR
High	110.35 EUR
Low	110.35 EUR
Close (prev. day)	108.10 EUR
VWAP	-
Volume (pcs)	0
Trading volume	0.00
Number of trades	2
Last size	0

## Futures and Options






Related Futures	-
Related Options	-

5y



Information about previous performance does not guarantee future performance.  
Source: FactSet

## Recent research

on sector		on market	
Date		Headline	Download
2024/08/16		Equity Weekly	
2024/08/13		Aktienempfehlungen Österreich	
2024/08/12		Global Equity Ratings	
2024/08/12		Aktienempfehlungen Global	
2024/08/09		Equity Weekly	

## Details

2024/08/16 08:10:11

## Price

110.35 EUR

Difference ▲ 2.08% (2.25)

## General attributes

ISIN	US6935061076
Symbol	PPG
Exchange	Duesseldorf
Currency	EUR
Sector	Chemical / Pharmaceutical / Health
Security type	Stock
Market cap (m)	26,025 EUR
Benchmark	S&P 500

## Market data

Bid (Bid size)	-
Ask (Ask size)	-
Open	110.35 EUR
High	110.35 EUR
Low	110.35 EUR
Close (prev. day)	108.10 EUR
VWAP	-
Volume (pcs)	0
Trading volume	0.00
Number of trades	2
Last size	0

## Performance and Risk

	6m	1y	3y
Perf (%)	-15.76%	-11.72%	-22.29%
Perf (abs.)	-20.65	-14.65	-31.65
Beta	0.68	0.81	1.05
Volatility	19.39	18.76	26.24

5y



Information about previous performance does not guarantee future performance.  
Source: FactSet

## Price data

Ø price 5 days   Ø volume 5 days (pcs.)	108.67 EUR (0)
Ø price 30 days   Ø volume 30 days (pcs.)	114.20 EUR (0)
Ø price 100 days   Ø volume 100 days (pcs.)	119.58 EUR (0)
Ø price 250 days   Ø volume 250 days (pcs.)	123.43 EUR (0)
YTD High   date	134.00 EUR (2024/01/02)
YTD Low   date	107.00 EUR (2024/08/08)
52 Weeks High   date	135.00 EUR (2023/12/18)
52 Weeks Low   date	107.00 EUR (2024/08/08)

## All listings for PPG INDUSTRIES INC.

Exchange <span>📍</span>	Date	Time	Price	Trading volume (mio.)	Number of trades
Vienna Stock Exchange	2024/08/16	17:32	110.60 EUR	0.00	5
Tradegate	2024/08/16	22:26	111.05 EUR	0.03	4
Stuttgart	2024/08/16	08:04	110.40 EUR	0.00	3
NYSE	2024/08/16	22:00	122.40 USD	313.08	23,506
Munich	2024/08/16	08:00	110.40 EUR	0.00	2

	08/16					
London Stock Exchange	2023/ 07/27	11:30	146.18 USD	0.36		2
Frankfurt	2024/ 08/16	21:49	109.65 EUR	0.00		3
Euronext Milan MTF Trading After Hours	-	-	-	0.00		-
Euronext Milan MTF Global Equity Market	2024/ 08/16	17:55	110.65 EUR	0.00		1
Duesseldorf	2024/ 08/16	08:10	110.35 EUR	0.00		2
Berlin	2024/ 08/16	08:08	110.40 EUR	0.00		3

## Company profile

### Company Logo



### Contact Details

PPG INDUSTRIES INC.

--

One PPG Place - 15272 Pittsburgh

Telefon: +1-412-434-3131

Fax: +

E-mail: -

### Company Profile

-

### Members of Management Board

Martin Richenhagen Member of Board of Directors

Catherine Smith Member of Board of Directors

Cathy Smith Member of Board of Directors

Christopher Roberts Member of Board of Directors

Gary Heminger Member of Board of Directors

Guillermo Novo Member of Board of Directors

Kathleen Ligocki Member of Board of Directors

Kathy Fortmann Member of Board of Directors

Melanie Healey Member of Board of Directors

Michael Lamach Member of Board of Directors

Michael Nally Member of Board of Directors

Timothy M. Knavish Chairman of Managing Board

Brian R. Williams Member of Executive Committee

Vincent J. Morales Member of Executive Committee