

## CARNIVAL CORP.

ISIN: PA1436583006 WKN: 143658300

## Overview

2024/04/26 19:30:25

Price  
13.932 EURDifference  0.36% (0.05)

## General attributes

ISIN	PA1436583006
Symbol	CCL
Exchange	Duesseldorf
Currency	EUR
Sector	Media / Entertainment / Recreation
Security type	Stock
Market cap (m)	15,808 EUR
Benchmark	S&P 500

## Market data

Bid (Bid size)	-
Ask (Ask size)	-
Open	14.132 EUR
High	14.132 EUR
Low	13.932 EUR
Close (prev. day)	13.882 EUR
VWAP	53.73 EUR
Volume (pcs)	0
Trading volume	0.00
Number of trades	4
Last size	0









## Futures and Options

Related Futures	-
Related Options	-



Information about previous performance does not guarantee future performance.  
Source: FactSet

## Recent research

on sector		on market	
Date		Headline	Download
2024/04/26		Global Equity Ratings	
2024/04/26		Aktienempfehlungen Global	
2024/04/15		Aktienempfehlungen Österreich	
2024/04/03		Global Equity Ratings	
2024/04/03		Aktienempfehlungen Global	

5y

## Details

2024/04/26 19:30:25

## Price

13.932 EUR

Difference ▲ 0.36% (0.05)

## General attributes

ISIN	PA1436583006
Symbol	CCL
Exchange	Duesseldorf
Currency	EUR
Sector	Media / Entertainment / Recreation
Security type	Stock
Market cap (m)	15,808 EUR
Benchmark	S&P 500

## Market data

Bid (Bid size)	-
Ask (Ask size)	-
Open	14.132 EUR
High	14.132 EUR
Low	13.932 EUR
Close (prev. day)	13.882 EUR
VWAP	53.73 EUR
Volume (pcs)	0
Trading volume	0.00
Number of trades	4
Last size	0

## Performance and Risk

	6m	1y	3y
Perf (%)	+30.45%	+75.91%	-38.85%
Perf (abs.)	+3.25	+6.01	-8.85
Beta	1.69	1.98	2.00
Volatility	39.62	45.75	58.90

5y



Information about previous performance does not guarantee future performance.  
Source: FactSet

## Price data

Ø price 5 days   Ø volume 5 days (pcs.)	13.779 EUR (220)
Ø price 30 days   Ø volume 30 days (pcs.)	14.339 EUR (140)
Ø price 100 days   Ø volume 100 days (pcs.)	14.993 EUR (142)
Ø price 250 days   Ø volume 250 days (pcs.)	14.042 EUR (125)
YTD High   date	16.850 EUR (2024/01/02)
YTD Low   date	13.072 EUR (2024/04/16)
52 Weeks High   date	17.790 EUR (2023/07/07)
52 Weeks Low   date	7.870 EUR (2023/04/27)

## All listings for CARNIVAL CORP.

Exchange <span>⊕</span>	Date	Time	Price	Trading volume (mio.)	Number of trades
Tradegate	2024/04/26	22:26	14.098 EUR	0.35	73
Stuttgart	2024/04/26	17:42	14.036 EUR	0.01	16
NYSE	2024/04/26	22:00	15.08 USD	307.75	68,386
Munich	2024/04/26	08:03	14.166 EUR	0.00	2
London Stock	2024/03/	15:36	16.11 USD	0.00	1

Exchange	06						
Hanover	2024/04/ 26	08:58	14.17	EUR	0.00		3
Hamburg	2024/04/ 26	14:14	14.178	EUR	0.00		2
Frankfurt	2024/04/ 26	16:50	14.022	EUR	0.14		7
Duesseldorf	2024/04/ 26	19:30	13.932	EUR	0.00		4
Berlin	2024/04/ 26	08:08	14.166	EUR	0.00		2

## Company profile

### Company Logo



### Contact Details

CARNIVAL CORP.

--

3655 North-West 87th Avenue - 33178-2428  
Miami

Telefon: +1-305-599-2600

Fax: +1-305-406-8630

E-mail: [media@carnival.com](mailto:media@carnival.com)

### Company Profile

-

#### Members of Management Board

Josh Weinstein	Chairman of Managing Board
Bettina Deynes	Member of Executive Committee
David Bernstein	Member of Executive Committee
Doreen Furnari	Member of Executive Committee
Enrique Miguez	Member of Executive Committee
Jan Swartz	Member of Executive Committee
Micky Arison	Member of Executive Committee
Vice Admiral William R. Burke	Member of Executive Committee

#### Board of directors

Micky Arison	Chairman of Supervisory Board
Helen Deeble	Member of Supervisory Board
Jason Cahilly	Member of Supervisory Board
Jeffrey Gearhart	Member of Supervisory Board
Jonathon Band	Member of Supervisory Board
Katie Lahey	Member of Supervisory Board
Laura Weil	Member of Supervisory Board
Randall Weisenburger	Member of Supervisory Board
S. Mathew	Member of Supervisory Board
Stuart Subotnick	Member of Supervisory Board