

## EVOLVA HOLDING SA

ISIN: CH1262055788 WKN: 126205578

## Overview

2024/08/09 17:31:21

Price  
0.90 CHFDifference  -3.85% (-0.04)

## General attributes

ISIN CH1262055788

Symbol EVE

Exchange SIX Swiss Exchange

Currency CHF

Sector Chemical / Pharmaceutical / Health

Security type Stock

Market cap (m) 7 EUR

Benchmark SWISS MARKET INDEX

## Market data

Bid (Bid size) 0.86 CHF (105)

Ask (Ask size) 0.90 CHF (51)

Open 0.856 CHF

High 0.90 CHF

Low 0.856 CHF

Close (prev. day) 0.936 CHF

VWAP 0.886814 CHF

Volume (pcs) 4,626

Trading volume 4,102.40

Number of trades 17

Last size 1

## Futures and Options

Related Futures -









Related Options -

5y



Information about previous performance does not guarantee future performance.  
Source: FactSet

## Recent research

on sector		on market	
Date		Headline	Download
2024/08/09		Equity Weekly	
2024/07/29		Aktienempfehlungen Österreich	
2024/07/24		Global Equity Ratings	
2024/07/24		Aktienempfehlungen Global	
2024/07/15		Aktienempfehlungen Global	

## Details

2024/08/09 17:31:21

## Price

0.90 CHF

Difference ▼ -3.85% (-0.04)

## General attributes

ISIN	CH1262055788
Symbol	EVE
Exchange	SIX Swiss Exchange
Currency	CHF
Sector	Chemical / Pharmaceutical / Health
Security type	Stock
Market cap (m)	7 EUR
Benchmark	SWISS MARKET INDEX

## Market data

Bid (Bid size)	0.86 CHF (105)
Ask (Ask size)	0.90 CHF (51)
Open	0.856 CHF
High	0.90 CHF
Low	0.856 CHF
Close (prev. day)	0.936 CHF
VWAP	0.886814 CHF
Volume (pcs)	4,626
Trading volume	4,102.40
Number of trades	17
Last size	1

## Performance and Risk

	6m	1y	3y
Perf (%)	+45.16%	-77.50%	-97.87%
Perf (abs.)	+0.28	-3.10	-41.40
Beta	0.31	-0.35	0.41
Volatility	92.31	173.42	113.13

5y



Information about previous performance does not guarantee future performance.  
Source: FactSet

## Price data

Ø price 5 days   Ø volume 5 days (pcs.)	0.91 CHF (2,033)
Ø price 30 days   Ø volume 30 days (pcs.)	0.91 CHF (3,023)
Ø price 100 days   Ø volume 100 days (pcs.)	0.94 CHF (9,253)
Ø price 250 days   Ø volume 250 days (pcs.)	1.44 CHF (22,658)
YTD High   date	1.09 CHF (2024/03/07)
YTD Low   date	0.62 CHF (2024/02/05)
52 Weeks High   date	4.15 CHF (2023/08/17)
52 Weeks Low   date	0.62 CHF (2024/02/05)

## All listings for EVOLVA HOLDING SA

Exchange	Date	Time	Price	Trading volume (mio.)	Number of trades
SIX Swiss Exchange	2024/08/09	17:31	0.90 CHF	0.00	17
London Stock Exchange	2019/06/28	10:08	49.50 CHF	0.00	1
Frankfurt	2019/06/28	09:05	41.90 EUR	0.00	2
FINRA other OTC Issues	2024/07/12	21:48	0.95 USD	0.00	2
Berlin	2019/06/28	15:58	43.45 EUR	0.00	5



## Company profile

### Company Logo



### Contact Details

EVOLVA HOLDING SA

--

Duggingerstrasse 23 - 4153 Reinach

Telefon: +41-61-485-20-00

Fax: +41-61-485-20-01

E-mail: [info@evolva.com](mailto:info@evolva.com)

### Company Profile

-

#### Members of Management Board

Christian Wichert Chairman of Managing Board

Anne De Vos Member of Executive Committee

Carsten Däweritz Member of Executive Committee

Gerhard Lobmaier Member of Executive Committee

#### Board of directors

Beat In-Albon Member of the administrative board

Christoph Breucker Member of the administrative board

Andreas Pfluger Member of the administrative board

Andreas Weigelt Member of the administrative board

Stephan Schindler Chairman of the administrative board