

GIVAUDAN SA

ISIN: CH0010645932

WKN: 1064593

Overview

2019/06/28 08:10:56

Price

2,445.00 EUR

Difference  -2.55% (-64.00)

General attributes

ISIN CH0010645932

Symbol GIVN

Exchange Duesseldorf

Currency EUR

Sector Chemical / Pharmaceutical / Health

Security type Stock

Market cap (m) 27,294 EUR

Benchmark SWISS MARKET INDEX

Market data

Bid (Bid size) -

Ask (Ask size) -

Open 2,445.00 EUR

High 2,445.00 EUR

Low 2,445.00 EUR

Close (prev. day) 2,509.00 EUR

VWAP -

Volume (pcs) 0

Trading volume 0.00

Number of trades 2

Last size 0

Futures and Options

Related Futures 30








Related Options -

5y



Information about previous performance does not guarantee future performance.
Source: FactSet

Recent research

on sector		on market	
Date		Headline	Download
2023/03/24		Equity Weekly	
2023/03/20		Aktienempfehlungen Österreich	
2023/03/17		Equity Weekly	
2023/03/16		Global Equity Ratings	
2023/03/16		Aktienempfehlungen Global	

Details

2019/06/28 08:10:56

Price

2,445.00 EUR

Difference  -2.55% (-64.00)

General attributes

ISIN	CH0010645932
Symbol	GIVN
Exchange	Duesseldorf
Currency	EUR
Sector	Chemical / Pharmaceutical / Health
Security type	Stock
Market cap (m)	27,294 EUR
Benchmark	SWISS MARKET INDEX

Market data

Bid (Bid size)	-
Ask (Ask size)	-
Open	2,445.00 EUR
High	2,445.00 EUR
Low	2,445.00 EUR
Close (prev. day)	2,509.00 EUR
VWAP	-
Volume (pcs)	0
Trading volume	0.00
Number of trades	2
Last size	0

Performance and Risk

	6m	1y	3y
Perf (%)	+21.28%	+27.01%	+44.06%
Perf (abs.)	+429.00	+520.00	+747.83
Beta	1.12	1.13	0.85
Volatility	14.46	15.14	16.04

5y



Information about previous performance does not guarantee future performance.
Source: FactSet

Price data

Ø price 5 days Ø volume 5 days (pcs.)	2,506.80 EUR (0)
Ø price 30 days Ø volume 30 days (pcs.)	2,418.70 EUR (0)
Ø price 100 days Ø volume 100 days (pcs.)	2,285.29 EUR (0)
Ø price 250 days Ø volume 250 days (pcs.)	2,155.38 EUR (0)
YTD High date	2,534.00 EUR (2019/06/25)
YTD Low date	2,000.00 EUR (2019/01/02)
52 Weeks High date	2,534.00 EUR (2019/06/25)
52 Weeks Low date	1,919.50 EUR (2018/06/29)

Arbitrage views

Exchange 	Date	Time	Price	Trading volume (mio.)	Number of trades
Tradegate	2019/06/28	22:26	2,482.00 EUR	0.03	8
SIX Swiss Exchange	2023/03/24	16:57	2,957.00 CHF	48.27	3,900
London Stock Exchange European Trade Reporting	2023/03/24	12:31	2,973.00 CHF	0.09	1
Frankfurt	2019/06/28	14:22	2,456.00 EUR	0.00	2

FINRA other OTC Issues	2023/ 03/15	18:46	2,927.82 USD	0.21	2
Duesseldorf	2019/ 06/28	08:10	2,445.00 EUR	0.00	2
Berlin	2019/ 06/28	15:58	2,463.00 EUR	0.00	5
BX Swiss	2023/ 03/24	09:53	2,960.749 CHF	0.00	1

Company profile

Company Logo

Givaudan

Contact Details

GIVAUDAN SA

--

Chemin de la Parfumerie 5 - 1214 Vernier

Telefon: +41-22-780-91-11

Fax: +41-22-780-90-90

E-mail: -

Company Profile

-

Members of Management Board

Gilles Andrier Chairman of Managing Board

Anne Tayac Member of Executive Committee

Louie D\$Amico Member of Executive Committee

Maurizio Volpi Member of Executive Committee

Simon Halle-Smith Member of Executive Committee

Tom Hallam Member of Executive Committee

Willem Mutsaerts Member of Executive Committee

Board of directors

Olivier Filliol Member of the administrative board

Werner J. Bauer Member of the administrative board

Ingrid Deltenre Member of the administrative board

Lilian Margareta Fossum Biner Member of the administrative board

Michael Carlos Member of the administrative board

Sophie Gasperment Member of the administrative board

Tom Knutzen Member of the administrative board

Victor Waldemar Balli Member of the administrative board

Calvin Grieder Chairman of the administrative board