

KONECRANES ABP

ISIN: **FI0009005870** WKN: **KCR**

Overview

2024/07/26 08:10:37

Price

53.60 EUR

Difference  0.19% (0.10)

General attributes

ISIN	FI0009005870
Symbol	KCR
Exchange	Duesseldorf
Currency	EUR
Sector	Industry
Security type	Stock
Market cap (m)	4,752 EUR
Benchmark	OMX HELSINKI 25

Market data

Bid (Bid size)	-
Ask (Ask size)	-
Open	53.60 EUR
High	53.60 EUR
Low	53.60 EUR
Close (prev. day)	53.50 EUR
VWAP	-
Volume (pcs)	0
Trading volume	0.00
Number of trades	3
Last size	0

Futures and Options

Related Futures	21
Related Options	-











5y



Information about previous performance does not guarantee future performance.

Source: FactSet

Recent research

on sector		on market	
Date		Headline	Download
2024/07/26		Equity Weekly	
2024/07/24		Global Equity Ratings	
2024/07/24		Aktienempfehlungen Global	
2024/07/15		Aktienempfehlungen Global	
2024/07/12		Global Equity Ratings	

Details

2024/07/26 08:10:37

Price

53.60 EUR

Difference ▲ 0.19% (0.10)

General attributes

ISIN	F10009005870
Symbol	KCR
Exchange	Duesseldorf
Currency	EUR
Sector	Industry
Security type	Stock
Market cap (m)	4,752 EUR
Benchmark	OMX HELSINKI 25

Market data

Bid (Bid size)	-
Ask (Ask size)	-
Open	53.60 EUR
High	53.60 EUR
Low	53.60 EUR
Close (prev. day)	53.50 EUR
VWAP	-
Volume (pcs)	0
Trading volume	0.00
Number of trades	3
Last size	0

Performance and Risk

	6m	1y	3y
Perf (%)	+34.13%	+69.09%	+36.60%
Perf (abs.)	+13.64	+21.90	+14.36
Beta	1.18	1.11	1.32
Volatility	25.40	24.38	36.59

5y



Information about previous performance does not guarantee future performance.
Source: FactSet

Price data

Ø price 5 days Ø volume 5 days (pcs.)	53.97 EUR (0)
Ø price 30 days Ø volume 30 days (pcs.)	53.96 EUR (0)
Ø price 100 days Ø volume 100 days (pcs.)	51.65 EUR (0)
Ø price 250 days Ø volume 250 days (pcs.)	42.14 EUR (0)
YTD High date	55.30 EUR (2024/06/13)
YTD Low date	38.14 EUR (2024/01/17)
52 Weeks High date	55.30 EUR (2024/06/13)
52 Weeks Low date	28.33 EUR (2023/10/25)

Arbitrage views

Exchange ⊕	Date	Time	Price	Trading volume (mio.)	Number of trades
Tradegate	2024/07/26	22:26	60.15 EUR	0.02	6
Stuttgart	2024/07/26	08:05	53.50 EUR	0.00	3
Nasdaq Helsinki	2024/07/26	18:00	60.00 EUR	22.99	3,535
London Stock Exchange European Trade Reporting	2024/07/26	17:25	59.75 EUR	0.00	2
Frankfurt	2024/07/26	08:10	53.65 EUR	0.00	2

	07/26					
FINRA other OTC Issues	2024/ 06/12	15:55	61.35 USD	0.01		2
Duesseldorf	2024/ 07/26	08:10	53.60 EUR	0.00		3
Berlin	2024/ 07/26	21:43	60.05 EUR	0.00		17

Company profile

Company Logo



Contact Details

KONECRANES OYJ

--

Koneenkatu 8 - 05801 Hyvinkää

Telefon: +358-20-427-11

Fax: +358-20-427-2099

E-mail: -

Company Profile

-

Members of Management Board

Anders Svensson Chairman of Managing Board

Anneli Karkovirta Member of Executive Committee

Fabio Fiorino Member of Executive Committee

Juha Pankakoski Member of Executive Committee

Sirpa Poitsalo Member of Executive Committee

Teo Ottola Member of Executive Committee

Board of directors

Pasi Laine Chairman of Supervisory Board

Helene Svahn Member of Supervisory Board

Thomas Schulz Member of Supervisory Board

Birgit Seeger Member of Supervisory Board

Gun Elice Nilsson Member of Supervisory Board

Pauli Anttila Member of Supervisory Board

Päivi Rekonen Member of Supervisory Board

Sami Piittisjärvi Member of Supervisory Board

Ulf Peter Mikael Liljedahl Member of Supervisory Board