

ROSENBAUER INTERNATIONAL AG

ISIN: **AT0000922554** WKN: **092255**

Overview

2024/07/17 19:30:40

Price

36.40 EUR

Difference  1.39% (0.50)

General attributes

ISIN	AT0000922554
Symbol	ROS
Exchange	Duesseldorf
Currency	EUR
Sector	Automotive
Security type	Stock
Market cap (m)	250 EUR
Benchmark	ATX AUSTRIAN TRADED INDEX

Market data

Bid (Bid size)	-
Ask (Ask size)	-
Open	36.00 EUR
High	36.40 EUR
Low	35.80 EUR
Close (prev. day)	35.90 EUR
VWAP	-
Volume (pcs)	0
Trading volume	0.00
Number of trades	7
Last size	0

Futures and Options

Related Futures	-
Related Options	-








5y



Information about previous performance does not guarantee future performance.

Source: FactSet

Recent research

on sector		on market	
Date		Headline	Download
2024/07/15		Aktienempfehlungen Global	
2024/07/12		Global Equity Ratings	
2024/07/09		Aktienempfehlungen Österreich	
2024/06/24		Aktienempfehlungen Österreich	
2024/06/21		Global Equity Ratings	

Details

2024/07/17 19:30:40

Price

36.40 EUR

Difference ▲ 1.39% (0.50)

General attributes

ISIN	AT0000922554
Symbol	ROS
Exchange	Duesseldorf
Currency	EUR
Sector	Automotive
Security type	Stock
Market cap (m)	250 EUR
Benchmark	ATX AUSTRIAN TRADED INDEX

Market data

Bid (Bid size)	-
Ask (Ask size)	-
Open	36.00 EUR
High	36.40 EUR
Low	35.80 EUR
Close (prev. day)	35.90 EUR
VWAP	-
Volume (pcs)	0
Trading volume	0.00
Number of trades	7
Last size	0

Performance and Risk

	6m	1y	3y
Perf (%)	+23.37%	+22.95%	-29.88%
Perf (abs.)	+6.80	+6.70	-15.30
Beta	-0.09	0.08	0.40
Volatility	31.40	27.60	30.31

5y



Information about previous performance does not guarantee future performance.
Source: FactSet

Price data

Ø price 5 days Ø volume 5 days (pcs.)	35.52 EUR (0)
Ø price 30 days Ø volume 30 days (pcs.)	34.95 EUR (7)
Ø price 100 days Ø volume 100 days (pcs.)	30.92 EUR (2)
Ø price 250 days Ø volume 250 days (pcs.)	30.05 EUR (6)
YTD High date	36.80 EUR (2024/06/24)
YTD Low date	27.00 EUR (2024/03/19)
52 Weeks High date	36.80 EUR (2024/06/24)
52 Weeks Low date	27.00 EUR (2023/10/19)

Arbitrage views

Exchange ⊕	Date	Time	Price	Trading volume (mio.)	Number of trades
Xetra	2024/07/17	17:35	36.40 EUR	0.01	3
Vienna Stock Exchange	2024/07/17	17:35	36.80 EUR	0.20	25
Tradegate	2024/07/17	22:26	36.80 EUR	0.05	19
Stuttgart	2024/07/17	15:37	36.40 EUR	0.00	5
Munich	2024/07/17	08:01	36.20 EUR	0.00	2

	17							
London Stock Exchange	2019/01/16	11:13	39.30	EUR	0.00			1
Hanover	2024/07/17	08:09	36.10	EUR	0.00			3
Hamburg	2024/07/17	08:06	36.10	EUR	0.00			3
Frankfurt	2024/07/17	15:36	36.50	EUR	0.01			1
Duesseldorf	2024/07/17	19:30	36.40	EUR	0.00			7
Berlin	2024/07/17	08:19	36.10	EUR	0.00			3

Company profile

Company Logo



Contact Details

ROSENBAUER INTERNATIONAL AG

--

Paschinger Strasse 90 - 4060 Leonding

Telefon: +43-732-6794-0

Fax: +43-732-6794-89

E-mail: office@rosenbauer.com

Company Profile

-

Members of Management Board

Sebastian Wolf	Chairman of Managing Board
Andreas Zeller	Member of Executive Committee
Markus Richter	Member of Executive Committee

Board of directors

Jörg Astalosch	Chairman of Supervisory Board
Christian Reisinger	Member of Supervisory Board
Rudolf Aichinger	Member of Supervisory Board
Bernhard Matzner	Member of Supervisory Board
Christian Altendorfer	Member of Supervisory Board
Martin Paul Zehnder	Member of Supervisory Board
Stefan Wagner	Member of Supervisory Board
Wolfgang Untersperger	Member of Supervisory Board