

## RATOS AB 'B'

ISIN: SE0000111940

WKN: 5211078

## Overview

2024/07/24 19:32:02

Price

2.888 EUR

Difference  -0.48% (-0.01)

## General attributes

ISIN	SE0000111940
Symbol	RATO B
Exchange	Duesseldorf
Currency	EUR
Sector	Financial
Security type	Stock
Market cap (m)	973 EUR
Benchmark	OMX STOCKHOLM 30 INDEX

## Market data

Bid (Bid size)	-
Ask (Ask size)	-
Open	2.898 EUR
High	2.912 EUR
Low	2.888 EUR
Close (prev. day)	2.902 EUR
VWAP	-
Volume (pcs)	0
Trading volume	0.00
Number of trades	7
Last size	0

## Futures and Options

Related Futures	-
Related Options	1

5y













Information about previous performance does not guarantee future performance.

Source: FactSet

## Recent research

on sector

Date	Headline	Download
2024/07/24	 Global Equity Ratings	
2024/07/24	 Aktienempfehlungen Global	
2024/07/19	 Equity Weekly	
2024/07/15	 Aktienempfehlungen Global	
2024/07/12	 Global Equity Ratings	

## Details

2024/07/24 19:32:02

## Price

2.888 EUR

Difference  -0.48% (-0.01)

## General attributes

ISIN	SE0000111940
Symbol	RATO B
Exchange	Duesseldorf
Currency	EUR
Sector	Financial
Security type	Stock
Market cap (m)	973 EUR
Benchmark	OMX STOCKHOLM 30 INDEX

## Market data

Bid (Bid size)	-
Ask (Ask size)	-
Open	2.898 EUR
High	2.912 EUR
Low	2.888 EUR
Close (prev. day)	2.902 EUR
VWAP	-
Volume (pcs)	0
Trading volume	0.00
Number of trades	7
Last size	0

## Performance and Risk

	6m	1y	3y
Perf (%)	+0.07%	-2.43%	-50.63%
Perf (abs.)	+0.00	-0.07	-2.96
Beta	1.08	1.30	1.22
Volatility	32.36	33.98	39.35

5y



Information about previous performance does not guarantee future performance.  
Source: FactSet

## Price data

Ø price 5 days   Ø volume 5 days (pcs.)	2.947 EUR (0)
Ø price 30 days   Ø volume 30 days (pcs.)	3.219 EUR (0)
Ø price 100 days   Ø volume 100 days (pcs.)	3.168 EUR (0)
Ø price 250 days   Ø volume 250 days (pcs.)	2.987 EUR (0)
YTD High   date	3.500 EUR (2024/05/27)
YTD Low   date	2.696 EUR (2024/01/22)
52 Weeks High   date	3.500 EUR (2024/05/27)
52 Weeks Low   date	2.472 EUR (2023/10/26)

## Arbitrage views

Exchange 	Date	Time	Price	Trading volume (mio.)	Number of trades
Stuttgart	2024/07/24	12:41	2.922 EUR	0.00	5
Nasdaq Stockholm	2024/07/24	18:00	34.00 SEK	11.78	755
London Stock Exchange European Trade Reporting	2024/07/24	17:25	34.21 SEK	0.00	2
Frankfurt	2024/07/24	08:15	2.908 EUR	0.00	2
FINRA other OTC Issues	2023/	02:10	3.114 USD	0.00	1

	11/30					
Duesseldorf	2024/ 07/24	19:32	2.888	EUR	0.00	7
Berlin	2024/ 07/24	21:43	2.914	EUR	0.00	19

# Company profile

## Company Logo

### Contact Details

RATOS AB

--

----

Telefon: -

Fax: -

E-mail: -

## Company Profile

-

### Members of Management Board

Jonas Wiström	Chairman of Managing Board
Anders Slettengren	Member of Executive Committee
Christian Johansson Gebauer	Member of Executive Committee
Joakim Twetman	Member of Executive Committee
Jonas Ågrup	Member of Executive Committee
Josefine Uppling	Member of Executive Committee
Magnus Stephensen	Member of Executive Committee

### Board of directors

Per-Olof Ragnar Söderberg	Chairman of Supervisory Board
Jan Erik Ragnar Söderberg	Member of Supervisory Board
Karsten Mattias Slotte	Member of Supervisory Board
Tone Lunde Bakker	Member of Supervisory Board
Ulla Viveka Litzén	Member of Supervisory Board