

COLRUYT GROUP N.V.

ISIN: **BE0974256852** WKN: **971269**

Overview

2024/09/12 08:10:03

Price

45.02 EUR

Difference  -3.68% (-1.72)

General attributes

ISIN	BE0974256852
Symbol	COLR
Exchange	Duesseldorf
Currency	EUR
Sector	Commerce
Security type	Stock
Market cap (m)	5,584 EUR
Benchmark	BEL 20 INDEX

Market data

Bid (Bid size)	-
Ask (Ask size)	-
Open	45.02 EUR
High	45.02 EUR
Low	45.02 EUR
Close (prev. day)	46.74 EUR
VWAP	-
Volume (pcs)	0
Trading volume	0.00
Number of trades	3
Last size	0

Futures and Options

Related Futures	39
Related Options	-









5y



Information about previous performance does not guarantee future performance.

Source: FactSet

Recent research

on sector		on market	
Date		Headline	Download
2024/09/11		Global Equity Ratings	
2024/09/11		Aktienempfehlungen Global	
2024/09/05		Global Equity Ratings	
2024/09/05		Aktienempfehlungen Global	
2024/08/12		Global Equity Ratings	

Details

2024/09/12 08:10:03

Price

45.02 EUR

Difference ▼ -3.68% (-1.72)

General attributes

ISIN	BE0974256852
Symbol	COLR
Exchange	Duesseldorf
Currency	EUR
Sector	Commerce
Security type	Stock
Market cap (m)	5,584 EUR
Benchmark	BEL 20 INDEX

Market data

Bid (Bid size)	-
Ask (Ask size)	-
Open	45.02 EUR
High	45.02 EUR
Low	45.02 EUR
Close (prev. day)	46.74 EUR
VWAP	-
Volume (pcs)	0
Trading volume	0.00
Number of trades	3
Last size	0

Performance and Risk

	6m	1y	3y
Perf (%)	+8.01%	+21.58%	-4.17%
Perf (abs.)	+3.34	+7.99	-1.96
Beta	-	-	-
Volatility	20.84	22.83	31.17

5y



Information about previous performance does not guarantee future performance.
Source: FactSet

Price data

Ø price 5 days Ø volume 5 days (pcs.)	46.84 EUR (0)
Ø price 30 days Ø volume 30 days (pcs.)	45.22 EUR (0)
Ø price 100 days Ø volume 100 days (pcs.)	44.73 EUR (0)
Ø price 250 days Ø volume 250 days (pcs.)	42.26 EUR (0)
YTD High date	47.72 EUR (2024/09/05)
YTD Low date	38.66 EUR (2024/02/14)
52 Weeks High date	47.72 EUR (2024/09/05)
52 Weeks Low date	35.87 EUR (2023/09/13)

All listings for COLRUYT GROUP N.V.

Exchange	Date	Time	Price	Trading volume (mio.)	Number of trades
Vienna Stock Exchange	2024/09/12	15:30	44.48 EUR	0.00	4
Tradegate	2024/09/12	22:26	44.74 EUR	0.00	8
Stuttgart	2024/09/12	14:25	44.76 EUR	0.00	8
London Stock Exchange European Trade Reporting	2024/09/12	17:30	44.54 EUR	0.00	2
Hanover	2024/	17:25	44.52 EUR	0.00	4

	09/12						
Frankfurt	2024/ 09/12	08:06	45.10	EUR	0.00		2
FINRA other OTC Issues	2024/ 04/03	17:31	44.70	USD	0.00		1
Euronext Brussels	2024/ 09/12	17:35	44.62	EUR	3.39		1,049
Duesseldorf	2024/ 09/12	08:10	45.02	EUR	0.00		3
Berlin	2024/ 09/12	08:18	45.04	EUR	0.00		3

Company profile

Company Logo



Contact Details

COLRUYT GROUP NV

--

Edingensesteenweg 196 - 1500 Halle

Telefon: +32-2-363-55-45

Fax: +

E-mail: contact@colruytgroup.com

Company Profile

-

Members of Management Board

Stefan Goethaert Chairman of Managing Board

Bart De Schutter Member of Executive Committee

Christophe Dehandschutter Member of Executive Committee

Jo Willemyns Member of Executive Committee

Johan Vermeire Member of Executive Committee

Koen Baetens Member of Executive Committee

Liesbeth Sabbe Member of Executive Committee

Peter Vanbellingen Member of Executive Committee

Stefaan Vandamme Member of Executive Committee

Board of directors

Jef Colruyt Chairman of Supervisory Board

Dirk JS Van den Berghen Member of Supervisory Board

Anton Dries Colpaert Member of Supervisory Board

Astrid de Lathauwer Member of Supervisory Board

Chantal de Vrieze Member of Supervisory Board

Frans Colruyt Member of Supervisory Board

Hilde Cerstelotte Member of Supervisory Board

Rika Coppens Member of Supervisory Board

Wim Colruyt Member of Supervisory Board